

Przykładowy pomiar portu RJ45 Patch Panela RP-U24H5 / Cat. 5e



ID: RP-U24H5

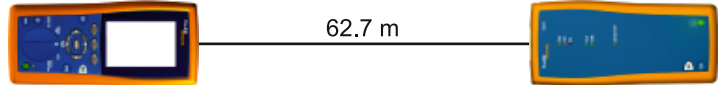
Data: 05/07/2017

Headroom 13.4 dB (NEXT 12-45)

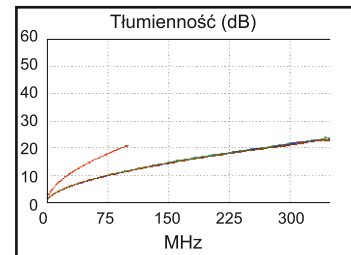
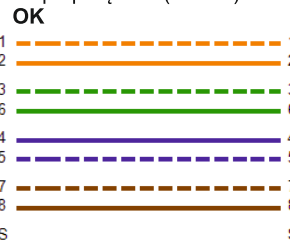
Limit pomierowy: TIA Cat 5e Perm. Link

Podsumowanie pomiaru: OK

Długość(m.), Limit 90.0	[Para 78]	62.7
Opóźnienie Prop. (ns), Limit 498	[Para 36]	319
Różnica Opóźn. (ns), Limit 44	[Para 36]	16
Rezystancja (ohm)	[Para 36]	9.5
Tłumienność Margines (dB)	[Para 12]	9.3
Częstotliwość (MHz)	[Para 12]	100.0
Limit (dB)	[Para 12]	21.0

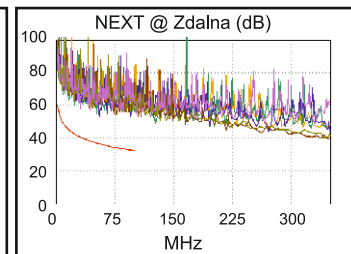
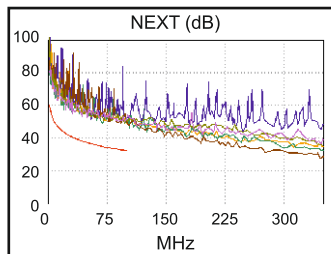


Mapa połączeń (T568B)

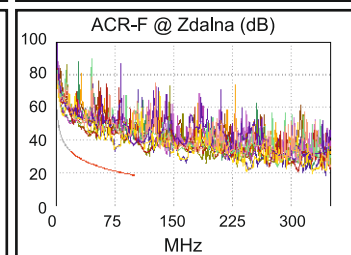
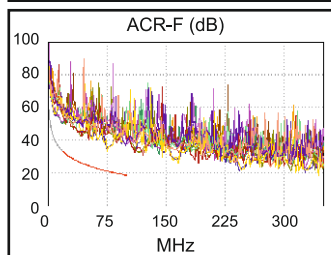


Najgorszy margines Najgorsza wartość

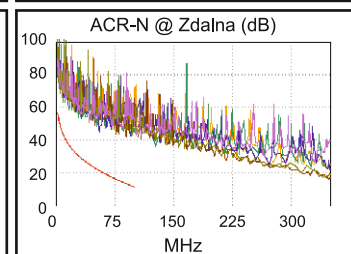
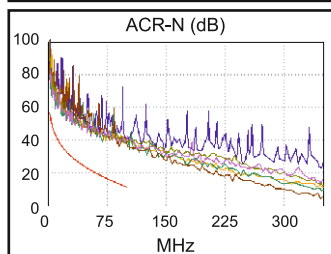
OK	MAIN	SR	MAIN	SR
Najgorsza para	12-45	12-45	36-45	12-45
NEXT (dB)	13.4	18.1	14.0	19.9
Częst. (MHz)	68.5	8.8	89.8	95.5
Limit (dB)	35.0	49.4	33.1	32.6
Najgorsza para	36	45	36	12
PS NEXT (dB)	14.5	19.6	14.5	20.5
Częst. (MHz)	89.8	8.6	89.8	95.5
Limit (dB)	30.1	46.5	30.1	29.6



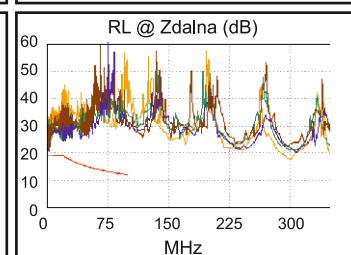
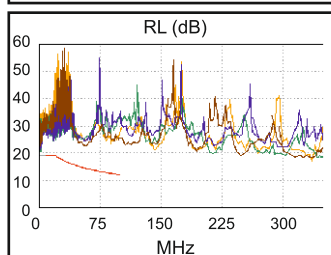
OK	MAIN	SR	MAIN	SR
Najgorsza para	78-12	12-78	78-12	12-78
ACR-F (dB)	12.6	12.7	12.6	12.7
Częst. (MHz)	75.5	75.5	75.5	75.5
Limit (dB)	21.1	21.1	21.1	21.1
Najgorsza para	12	78	12	78
PS ACR-F (dB)	15.3	15.4	15.3	15.4
Częst. (MHz)	75.5	75.3	75.5	75.3
Limit (dB)	18.1	18.1	18.1	18.1



T/N	MAIN	SR	MAIN	SR
Najgorsza para	12-45	12-45	36-45	12-45
ACR-N (dB)	18.1	20.7	22.9	29.0
Częst. (MHz)	9.0	8.6	89.8	95.5
Limit (dB)	43.3	43.8	13.3	12.2
Najgorsza para	45	45	36	12
PS ACR-N (dB)	18.7	22.1	24.8	29.5
Częst. (MHz)	11.4	8.6	100.0	95.5
Limit (dB)	38.0	40.8	8.3	9.2



OK	MAIN	SR	MAIN	SR
Najgorsza para	45	45	78	45
RL (dB)	7.2	7.0	8.1	9.6
Częst. (MHz)	13.6	19.9	58.8	41.8
Limit (dB)	19.0	19.0	14.3	15.8



Normy zgodności sieci:

10BASE-T	100BASE-TX	100BASE-T4
1000BASE-T	ATM-25	ATM-51
ATM-155	100VG-AnyLan	TR-4
TR-16 Active	TR-16 Passive	

Projekt: PULSAR
Pomiary Patch Paneli

(*) – Pomiary wykonano przy użyciu wiodących komponentów na rynku.