VIDEO INTERCOM / ACCESS CONTROL

Products and Solutions

2019 Ver. 2

CONTENT

03-23
VIDEO INTERCOM

- PRODUCTS

  IP Apartment Systems / Analog Systems / KIT / Accessories / Software & Management Devices

- SOLUTIONS

  Villa Solution / Small Apartment Solution / Big Apartment Solution

- SOLUTIONS

  Face Terminal Solution / Access Control Solution Layout / Time Attendance Layout / Software

- PRODUCTS

  Face Recognition Terminals / Network Controllers / Readers / Standalone Terminals / Accessories

ACCESS CONTROL
24-38

VIDEO INTERCOM

VIDEO INTERCOM

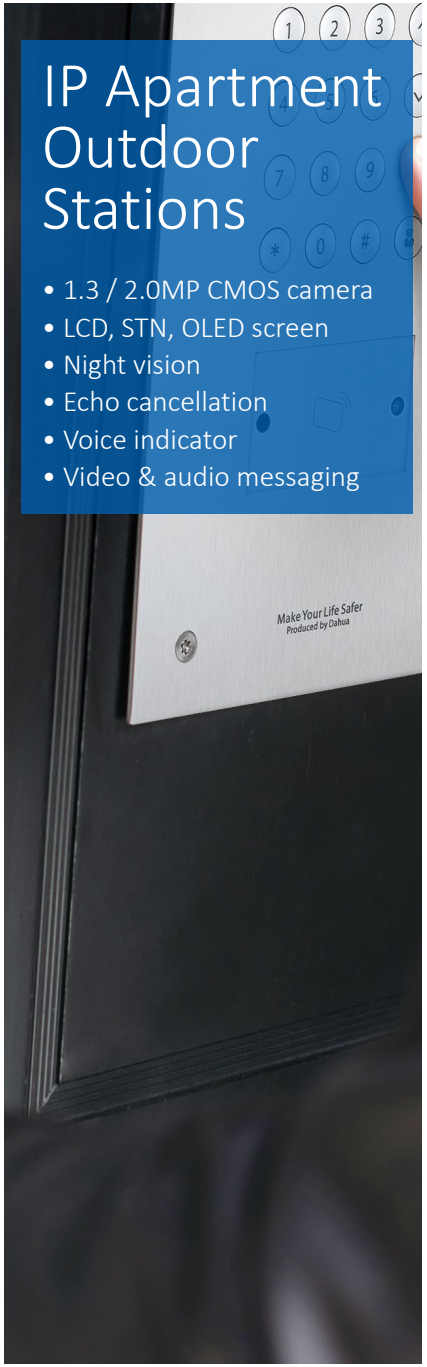

IP Apartment Outdoor Stations

- 1.3 / 2.0MP CMOS camera
- LCD, STN, OLED screen
- Night vision
- Echo cancellation
- Voice indicator
- Video & audio messaging

IP Apartment Outdoor Stations

	Apartment Outdoor Stations				
Model	VTO1210C-X	VTO1210B-X	VTO1220BW	VTO6221E-P	VTO6441F
Image Sensor	1/2.7" 1.3MP CMOS	1/2.7" 1.3MP CMOS	1/2.7” 1.3MP CMOS	1/2.9” 2MP CMOS	1/2.9” 2MP CMOS
Lens	4 mm	4 mm	4 mm	2 mm	2 mm
Angle of View	D: 92° H: 71°	D: 92° H: 71°	D: 92° H: 71°	H: 140° V: 82°	H: 140° V: 82°
Day / Night	Color Image	Color Image	Color Image	Color Image	Color Image
Screen	3" STN 128×64	3" STN 128×64	3.5" TFT 320×240	2.3" OLED	4.3" IPS 800×480
Reader	Mifare Card	Mifare Card	Mifare Card	Mifare Card	Mifare Card Face Recognition
Proximity Sensor	0.6 m	0.6 m	0.6 m	—	0.6 m
Keypad	Mechanical Button	Touchpad	Touchpad	Mechanical Button with Braille	Mechanical Button with Braille
Door Control	1 Relay Out 1 RS485 1 Feedback 1 Exit Button	1 Relay Out 1 RS485 1 Feedback 1 Exit Button	1 Relay Out 1 RS485 1 Feedback 1 Exit Button	1 Relay Out 1 RS485 1 Feedback 1 Exit Button	1 Relay Out 1 RS485 1 Feedback 1 Exit Button
Ingress Protection	IP54, IK07	IP65	IP65	IP55, IK08	IP55, IK08
Tamper Switches	1	1	1	1	1
Ethernet	10M / 100Mbps	10M / 100Mbps	10M / 100Mbps	10M / 100Mbps	10M / 100Mbps
Installation	Surface & Flush	Flush	Flush	Surface & Flush	Flush
Material	Stainless steel	Tempered Glass	Tempered Glass	Aluminum	Aluminum
Working Temperature	-30°C ~ +60°C (-22°F ~ +140°F)	-30°C ~ +60°C (-22°F ~ +140°F)	-30°C ~ +60°C (-22°F ~ +140°F)	-40°C ~ +60°C (-40°F ~ +140°F)	-30°C ~ +60°C (-22°F ~ +140°F)
Power Supply	DC 12V, Max 10W	DC 12V, Max 10W	DC 12V, Max 10W	DC 12V, POE (802.3af), Max 7W	DC 12V, Max 15W

IP Modular Outdoor Station

- 1.3MP CMOS camera
- Large field of view
- Night vision
- Voice indicator
- Echo cancellation
- Modular design
  (Max 9 modules, VTO2000A-C / VTO2000A-C-2 needed)

Camera Module (required)

Button Module (max 8)

Optional

Button Module

Button Module

Card Module

Optional

Keyboard Module

Fingerprint Module

3-module frame (2-module or 9-module frames are available)

IP Modular Outdoor Station

	Modular Outdoor Station Modules	
Model	VTO2000A-C (Network cable)	VTO2000A-C-2 (2-wire)
Image Sensor	1/3" 1.3MP CMOS	1/2.7" 1.3MP CMOS
Lens	2.8 mm	4 mm
Angle of View	D: 117° H: 87°	D: 104° H: 87°
Day / Night	Color Image	Color Image
Reader	—	—
Proximity Sensor	—	—
Indicator light	—	Calling Answer Unlock
Keypad	Mechanical Button	Mechanical Button
Door Control	1 Relay Out 1 RS485 1 Feedback 1 Exit Button	1 Relay Out 1 RS485 1 Feedback 1 Exit Button
Ingress Protection	IP54, IK07	IP54, IK07
Tamper Switches	1	1
Ethernet	10M / 100Mbps	10M / 100Mbps
Installation	Surface & Flush	Surface & Flush
Material	Stainless steel	Stainless steel
Working Temperature	-30°C ~ +60°C (-22°F ~ +140°F)	-30°C ~ +60°C (-22°F ~ +140°F)
Power Supply	DC 12V / 24V, Max 10W	DC 24V, Max 10W

IP Modular Outdoor Station

	Modular Outdoor Station Modules						
Model	VTO2000A-B1	VTO2000A-B	VTO2000A-B5	VTO2000A-R	VTO2000A-K	VTO2000A-F	VTO2000A-E
							
Image Sensor	—	—	—	—	—	—	—
Lens	—	—	—	—	—	—	—
Angle of View	—	—	—	—	—	—	—
Day / Night	—	—	—	—	—	—	—
Reader	—	—	—	Mifare Card	—	Fingerprint	—
Proximity Sensor	—	—	—	0.6 m	—	—	—
Keypad	Mechanical Button	Mechanical Button	Mechanical Button	—	Mechanical Button	—	—
Door Control	—	—	—	—	—	—	—
Ingress Protection	IP54, IK07	IP54, IK07	IP54, IK07	IP54, IK07	IP54, IK07	IP54, IK07	IP54, IK07
Tamper Switches	—	—	—	—	—	—	—
Ethernet	—	—	—	—	—	—	—
Installation	Surface & Flush	Surface & Flush	Surface & Flush	Surface & Flush	Surface & Flush	Surface & Flush	Surface & Flush
Material	Stainless steel	Stainless steel	Stainless steel	Stainless steel	Stainless steel	Stainless steel	Stainless steel
Working Temperature	-30°C ~ +60°C (-22°F ~ +140°F)	-30°C ~ +60°C (-22°F ~ +140°F)	-30°C ~ +60°C (-22°F ~ +140°F)	-30°C ~ +60°C (-22°F ~ +140°F)	-30°C ~ +60°C (-22°F ~ +140°F)	-20°C ~ +60°C (-4°F ~ +140°F)	-30°C ~ +60°C (-22°F ~ +140°F)
Power Supply	by VTO2000A-C module						

VIDEO INTERCOM

IP Villa Outdoor Stations

- Mega pixel CMOS camera
- Night vision
- Voice indicator
- Group calls
- Video & audio messaging
- Remote intercom with mobile app



IP Villa Outdoor Stations

	Villa Outdoor Stations						
Model	VT02202F-P	VTO3221E-P	VTO2000A	VTO2111D-WP	VTO6210B(W)	VTO3211D-P/2/4	VTO2101E-P
Image Sensor	1/2.5" 2MP CMOS	1/2.9" 2MP CMOS	1/3" 1.3MP CMOS	1/4" 1MP CMOS	1/4" 1MP CMOS	1/2.8" 2MP CMOS	1/2.7" 2MP CMOS
Lens	2 mm	2 mm	2.8 mm	2 mm	3.6 mm	2 mm	2.8 mm
Angle of View	D: 160°	D: 144° H: 88°	D: 117° H: 87°	D: 135° H: 108°	D: 70° H: 60°	D: 151° H: 134°	D: 100° H: 77°
Day / Night	—	Color Image	Color Image	ICR	Color Image	ICR	ICR
Indicator light	Calling Answer Unlock	Calling Answer Unlock	—	—	—	—	—
Reader	—	Mifare Card	—	Mifare Card	Mifare Card	Mifare Card	—
Keypad	Mechanical Button	Mechanical Button with Braille	Mechanical Button	Mechanical Button	Touch Button	Mechanical Button	Mechanical Button
Door Control	1 Relay Out 1 RS485 1 Feedback 1 Exit Button	1 Relay Out 1 RS485 1 Feedback 1 Exit Button	1 Relay Out 1 RS485 1 Feedback 1 Exit Button	1 Relay Out 1 RS485 1 Feedback 1 Exit Button	1 Relay Out 1 RS485 1 Feedback 1 Exit Button	1 Relay Out 1 RS485 1 Feedback 1 Exit Button	1 Relay Out 1 RS485
Ingress Protection	IP55, IK07	IP55, IK08	IP54, IK07	IP54	IP65	IP65, IK08	IP65, IK10
Tamper Switches	1	1	1	1	1	1	1
2-Wire	Supports	—	—	—	—	—	—
Ethernet	10M / 100Mbps	10M / 100Mbps	10M / 100Mbps	10M / 100Mbps	10M / 100Mbps	10M / 100Mbps	10M / 100Mbps
Installation	Surface & Flush	Flush	Surface & Flush	Surface	Surface	Surface	Surface
Material	Aluminum	Aluminum	Stainless steel	Plastic	Tempered Glass	Aluminum	Front Panel: Zinc alloy Rear Panel: Aluminum alloy Holder: Aluminum alloy
Working Temperature	-30°C ~ +60°C (-22°F ~ +140°F)	-40°C ~ +60°C (-40°F ~ +140°F)	-30°C ~ +60°C (-22°F ~ +140°F)	-30°C ~ +60°C (-22°F ~ +140°F)	-30°C ~ +60°C (-22°F ~ +140°F)	-40°C ~ +60°C (-40°F ~ +140°F)	-40°C ~ +60°C (-40°F ~ +140°F)
Power Supply	DC 12V, PoE (802.3af), ≤12W	DC 12V, PoE (802.3af) Max 10W	DC 12V / 24V, Max 10W	DC 12V, PoE (802.3af) Max 10W	DC 12V, Max 10W	DC 12V,PoE (802.3af), Max 10W	DC 12V, PoE (802.3af), Max 7W

VIDEO INTERCOM

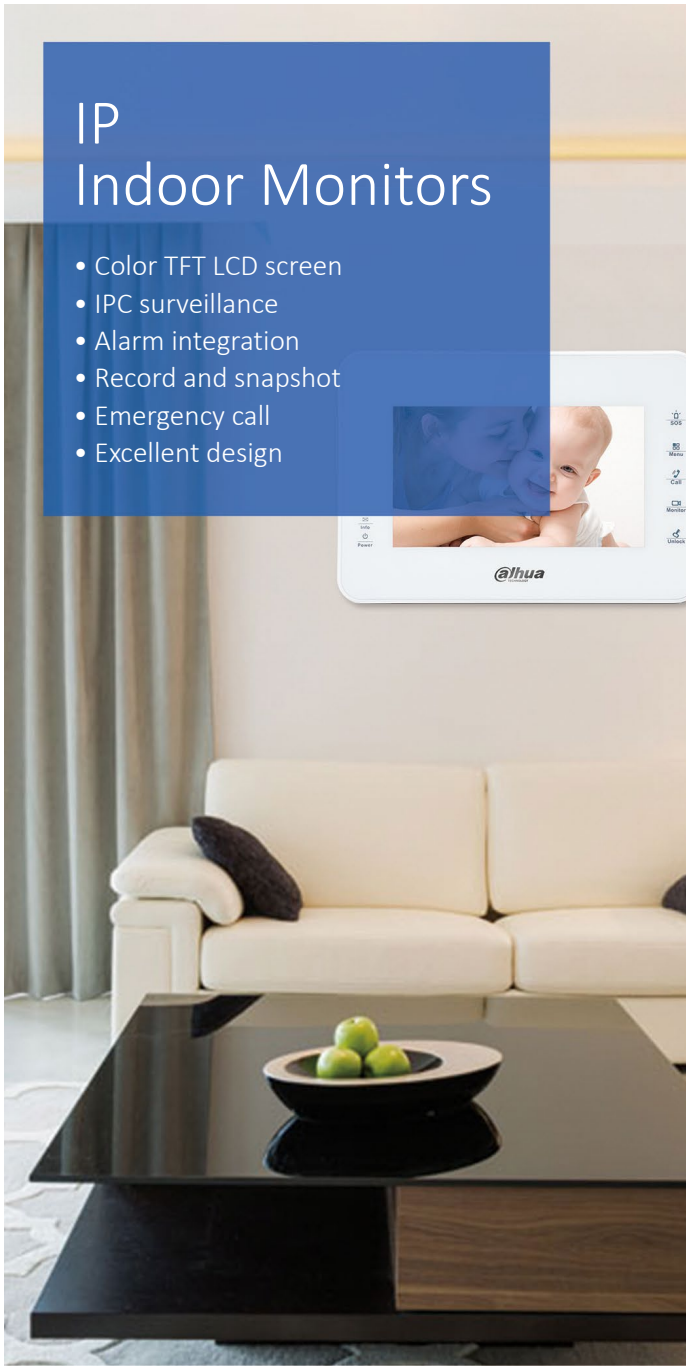

IP Indoor Monitors

	Indoor Monitors			
Model	VTH1660CH	VTH1550CHM	VTH5221E(W)-H	VTH1550CH(-S2)
LCD Screen	10" TFT 800×480 Capacitive	7" TFT 800×480 Capacitive	7" TFT 1024×600 Capacitive	7" TFT 800×480 Capacitive
Button Type	—	—	—	Touch
RS485	1	1	1	1
Alarm In/Out	6/1	8/0	6/1	6/1
Memory Slot	Embedded 4GB	Micro SD, Max 32GB	Micro SD, Max 32GB	Micro SD, Max 32GB
Ethernet	10M / 100Mbps	10M / 100Mbps	10M / 100Mbps	10M / 100Mbps
Installation	Flush	Flush	Surface, Desktop	Surface
Material	Glass / Aluminum	Glass / Aluminum	Plastic	Plastic
Working Temperature	-10°C ~ +55°C (14°F ~ +131°F)	-10°C ~ +55°C (14°F ~ +131°F)	-10°C ~ +55°C (14°F ~ +131°F)	-10°C ~ +55°C (14°F ~ +131°F)
Power Supply	DC 12V, Max 8W	DC 12V, Max 7W	DC 12V, PoE (802.3af), Max 5W	DC 12V, Max 7W

VIDEO INTERCOM

IP Indoor Monitors

Model	VTH1510CH	VTH1560B/W	VTH5221D(W)	VTH2421FW/FB	VTH2421FW-P VTH2421FB-P	VTH2201DW
LCD Screen	7" TFT 800×480 Resistive	7" TFT 800×480 Capacitive	7" TFT 1024x600 Capacitive	7” TFT 1024×600 Capacitive	7” TFT 1024×600 Capacitive	—
Button Type	Touch	Touch	Touch	—	—	Mechanical Button
RS485	1	—	1	—	—	—
Alarm In/Out	6/1	8/0	6/1	6/1	6/1	4
Memory Slot	Micro SD, Max 32GB	Embedded 4GB	Micro SD, Max 32GB	—	Embedded 8GB	—
Ethernet	10M / 100Mbps	10M / 100Mbps	10M / 100Mbps	10M / 100Mbps	10M / 100Mbps	10M / 100Mbps
Installation	Surface	Flush	Surface	Surface, Desktop	Surface, Desktop	Surface
Material	Plastic	Glass / Plastic	Plastic	Plastic	Plastic	Plastic
Working Temperature	-10°C ~ +55°C (14°F ~ +131°F)	-10°C ~ +55°C (14°F ~ +131°F)	-10°C ~ +55°C (14°F ~ +131°F)	-10°C ~ +55°C (14°F ~ +131°F)	-10°C ~ +55°C (14°F ~ +131°F)	-10°C ~ +55°C (14°F ~ +131°F)
Power Supply	DC 12V, Max 7W	DC 12V, Max 7W	DC 12V, PoE (802.3af) Max 8W	DC 12V, Max 7W	DC 12V, PoE (802.3af), Max 6W	DC 12-24V

VIDEO INTERCOM

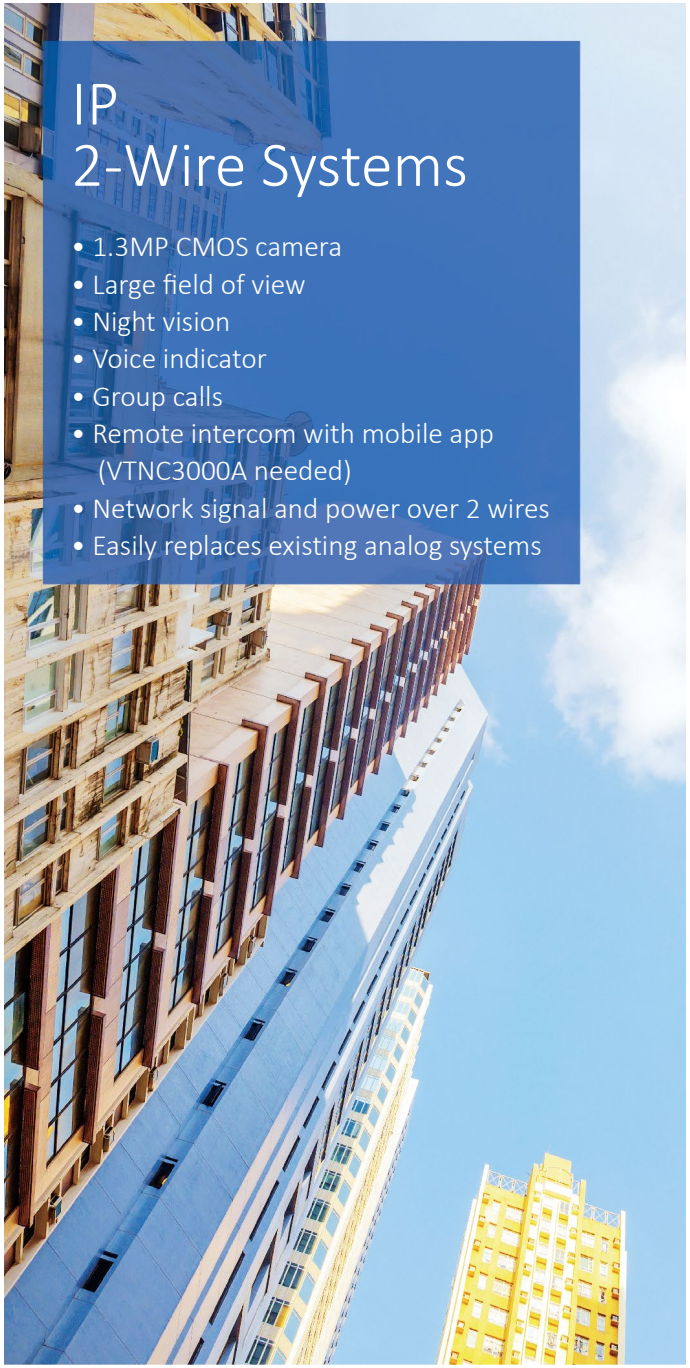

IP 2-Wire Systems

- 1.3MP CMOS camera
- Large field of view
- Night vision
- Voice indicator
- Group calls
- Remote intercom with mobile app (VTNC3000A needed)
- Network signal and power over 2 wires
- Easily replaces existing analog systems

IP 2-Wire Systems	Villa
Model	VTO2000A-2
Image Sensor	1/3" 1.3MP CMOS
Lens	2.8 mm
Angle of View	D: 117° H: 87°
Day / Night	Color Image
Keypad	Mechanical Button
Door Control	1 Relay Out 1 RS485 1 Feedback 1 Exit Button
Ingress Protection	IP54, IK07
Tamper Switches	1
Ethernet	10M / 100Mbps
Installation	Surface & Flush
Material	Stainless steel
Working Temperature	-30°C ~ +60°C (-22°F~+140°F)
Power Supply	DC 24V, Max 10W

	Villa
Model	VTH1550CHW-2
LCD Screen	7" TFT 800×480 Capacitive
Button Type	Touch
RS485	1
Alarm In/Out	6/1
Memory Slot	Micro SD, Max 32GB
Ethernet	10M / 100Mbps
Installation	Surface
Material	Plastic
Working Temperature	-10°C ~ +55°C (14°F ~ +131°F)
Power Supply	DC 24V, Max 7W

	Residential
Model	VTH5222CH
LCD Screen	7" TFT 800×480 Capacitive
Button Type	Touch
RS485	1
Alarm In/Out	6/1
Memory Slot	Micro SD, Max 32GB
Ethernet	10M / 100Mbps
Installation	Surface
Material	Plastic
Working Temperature	-10°C ~ +55°C (14°F ~ +131°F)
Power Supply	DC 24V, Max 7W

VIDEO INTERCOM

Analog Apartment Outdoor Stations

	Apartment Outdoor Stations
Model	VTO1210C-X
Image Sensor	1/2.7" 1.3MP CMOS
Lens	4 mm
Angle of View	D: 92° H: 71°
Day / Night	Color Image
LCD Screen	3" STN 128×64
Reader	Mifare Card
Proximity Sensor	0.6 m
Keypad	Mechanical Button
Door Control	1 Relay Out 1 RS485 1 Feedback 1 Exit Button
Ingress Protection	IP54, IK07
Tamper Switches	1
Ethernet	10M / 100Mbps
Installation	Surface & Flush
Material	Stainless Steel
Working Temperature	-30°C ~ +60°C (-22°F ~ +140°F)
Power Supply	DC 12V, Max 10W

Analog Indoor Monitors

	Indoor Monitors
Model	VTH1200DS
LCD Screen	4.3" TFT 480×272
Button Type	Mechanical Button
Alarm In/Out	4/1
Installation	Surface
Material	Plastic
Working Temperature	-10°C ~ +55°C (14°F ~ +131°F)
Power Supply	DC 24V, Max 4W

KIT

- New package style, new experience
- Multiple combinations to meet diverse requirements
- Complete accessories,easy installation and operation
- Cost-effective

VTK-VTO6210BW-VTH1550CH

VTK-VTO2010D-VTH2020DW

VTK-VTO2000A-VTH1550CH(S/F)

VTK-VTO2000A-VTH1560BW(S/F)

VTK-VTO6210B(W)-VTH1560B(W)

VTK-VTO2111D-WP-VTH5221D

VTK-VTO2000A-2-VTH1550CHW-2(S/F)

ACCESSORIES

VTO1210B-X / VTO1220BW

Model	VTOB102
Installation	Flush

VTO1210C-X

Model	VTOB103	VTOB110
Installation	Flush	Surface

VTO2000A / VTO2000A-2

Model	VTOB107	VTOB108
Installation	Flush	Surface

VTO3221E-P / VTO6221E-P

Model	VTM116	VTM117
Installation	Flush	Surface

VTO2000A Series

Model	VTOF002+VTOB113	VTOF003+VTOB114	VTOF002+VTOB111	VTOF003+VTOB112	VTOF009+VTOB115
Installation	Surface	Surface	Flush	Flush	Flush

Desktop mounting bracket

VTM123
Desktop

VTO2202F-P

Model	VTM115	VTM114
Installation	Surface	Flush

	IP	Analog		2-Wire		Access Control
Model	VTNS1060A	VTNA1040B	VTNA1080B	VTNC3000A	VTNS1006A-2	DEE1010B
Appearance						
Description	6ch Dahua PoE switch 30 cascading DC 24V, Max 45W	4ch distributor 30 cascading DC 24V, Max 20W	8ch distributor 30 cascading DC 24V, Max 40W	4 groups of 2-wire ports, RJ45 port DC 24V, Max 30W	6ch distributor 30 cascading DC 24V, Max 45W	RS485 convertor DC 12V, Max 1W

	Power Supplies				Distributed Power Supply	UPS
Model	PFM321 Series	ADS-26SGP-12 12024E	ADS-36RJ-24 24024G	ADS-110DL-19-1 240072E	PFA34x Series	PFM35x Series
Appearance						
Description	DC 12V, 1A	DC 12V, 2A	DC 24V, 1A	DC 24V, 3A	DC12V, 4A-5CH / 5A-9CH / 10A-9CH / 20A-19CH	Line-interactive: 600VA / 360W, 1500VA / 900W Smart-online: 1000VA / 900W

SOFTWARE & MANAGEMENT DEVICES

Smart PSS

Smart Professional Surveillance System

Receive emergency calls from devices
Monitor outdoor stations
Send public messages
Unlock remotely
Card management
Alarm information

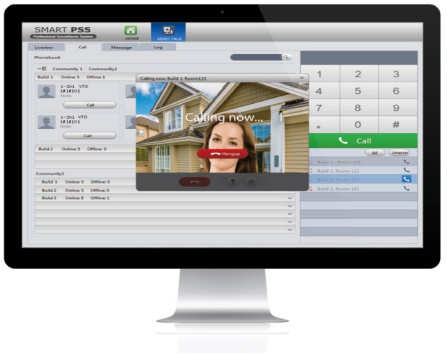

VDP	Max. Management VTO	64
	Max. Management VTH	256
	Max. Management VTS	8
	Max. number of VDP Users	10K
VDP Operation	Talk	Audio talk with VTH, Video talk with VTO
	Control	Remotely open doors
	Announcement	Send text message to VTH
Live Preview	Video Display Split	1/4/6/8/9/16/25/36 or customized split for Mac, up to 64 for Windows
	Max. Live Previews	4
	Max. Views	256
	Features	Snapshot, Audio, Record, Talk, Playback
Minimum System Requirements	OS	Windows XP/Vista/7/8/10, Mac OSX 10.7 or above
	GPU	Intel(R) HD Graphics or above
	CPU	Intel(R) Core(TM) i3 or above
	Disk Space	2GB or above
	Display Resolution	1024×768 or above

DMSS

Digital Mobile Surveillance System

Answer the door with your smartphone
Unlock remotely

Devices	Add Device Method	IP/domain, SN
	Supported Devices	Villa VTO, Modular VTO, IPC
VDP Operation	Talk	Video talk with VTO
	Control	Open door remotely
	Alarm Push	Local Alarm
Live Preview	Features	Snapshot, Record
Minimum System Requirements	OS	gDMSS: Android 2.2 or above; iDMSS: IOS 6.0 or above
	CPU	1GHz or above
	RAM	1G or above
	Display Resolution	480×800 or above

SOFTWARE & MANAGEMENT DEVICES

Video Intercom SIP Server

Receive emergency calls from devices
Monitor outdoor stations
Send public messages
Unlock remotely
Card, Fingerprint Management

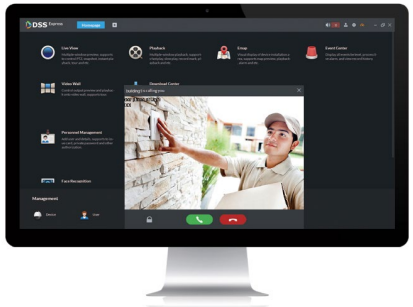

Devices & Users	Max. Linked VDPs	80VTO + 20VTS+ 1000VTH
VDP Operation	Talk	2-way video talk between VTO and control center 2-way audio talk between VTH/SIP phone and control center VTH and SIP phone goup call Push notification to VTH Transfer video talk request to mobile phone from VTH Maximum support 50 simultaneous calls
	Control	Control center and mobile phone remote unlock SIP phone remote unlock by the password All-in-one face, card and fingerprint authority management
	Announcement	Send text message to VTH
Live View	Video Display Split	1/4/6/8/9/16/25/36 or customized split for Mac, up to 64 for Windows
	Max. Preview Screen	4
	Features	Snapshot, Audio, Record, Talk, Playback etc.
Minimum System Requirements	OS	OS for Server:Windows 7/Windows 8.1/Windows 10/Windows Server 2008 OS for Control Client: Windows 7/Windows 8.1/Windows 10
	Disk Space	200GB and higher for DSS Express
	Memory	8GB
	Display Resolution	1024×768 or above

DSS Mobile for VDP

Monitor VTO via mobile phone
Receive the call which transfers from VTH
Unlock the VTO remotely
Push unlock notification to the mobile phone
Maximum support 5000 users, up to 5 users per household
Required DSS products

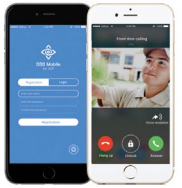

Devices	Add Device Method	IP/Domain
	Supported Devices	SIP VDP devices
VDP Operation	Talk	Receive video calls transferred from VTH
	Control	Open door remotely
	Alarm Push	Support
Live View	Features	Unlock history, call history
Minimum System Requirements	OS	Andorid: 4.0 or above, iOS: 8.0 or above
	CPU	1 GHz or above
	Memory	Andorid: 2GB or above, iOS: 1GB or above
	Display Resolution	480×800 or above

VTS5240B

Master Station

Receive call from devics
Monitor outdoor station
Unlock Remotely

Max. Management VTOs	50
LCD Screen	10" TFT 1024×600 Capacitive
Button Type	Touch
Audio In/Out	1/1
Ethernet	10M / 100Mbps
Material	Plastic
Working Temperature	-10°C ~ +55°C
Power Supply	DC 12V, Max 7W

IP 2-Wire Villa Solution

This system uses two wires to transmit data signals and power. 2-wire indoor monitors access the Internet easily through a special converter. The system adapts to multiple wiring environments easily and enables all digital villa functions. Replace your existing analog villa system with the Dahua Villa Solution and create a complete IP world.

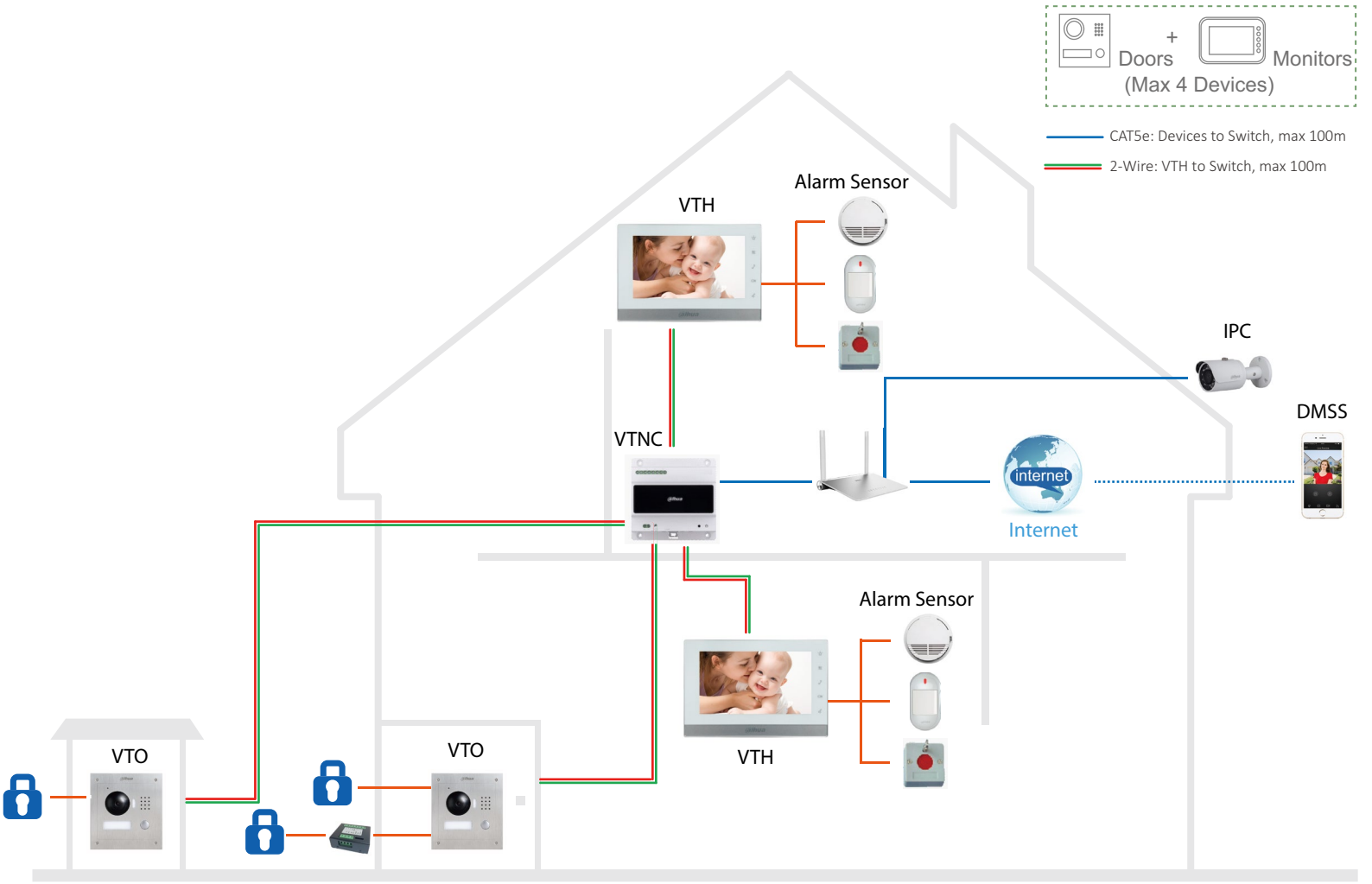

Features

- Video & Audio Calls
- Night Vision
- Group Calls
- Smartphone app
- Remote Unlock
- Alarm Integration
- Video & Audio Messaging
- IPC Surveillance

Recommended Products

VTO2000A-2

Villa Outdoor Station
1.3MP CMOS
IP54, IK07

VTH1550CHW-2

Indoor Monitor
7" Capacitive

IP Villa Solution (1-Flat)

Our IP Villa Solution comes complete with a rich set of features such as remote intercom, door control, real-time video surveillance, and notifications pushed to your mobile phone. No matter where you are, no visitor or message will be missed.

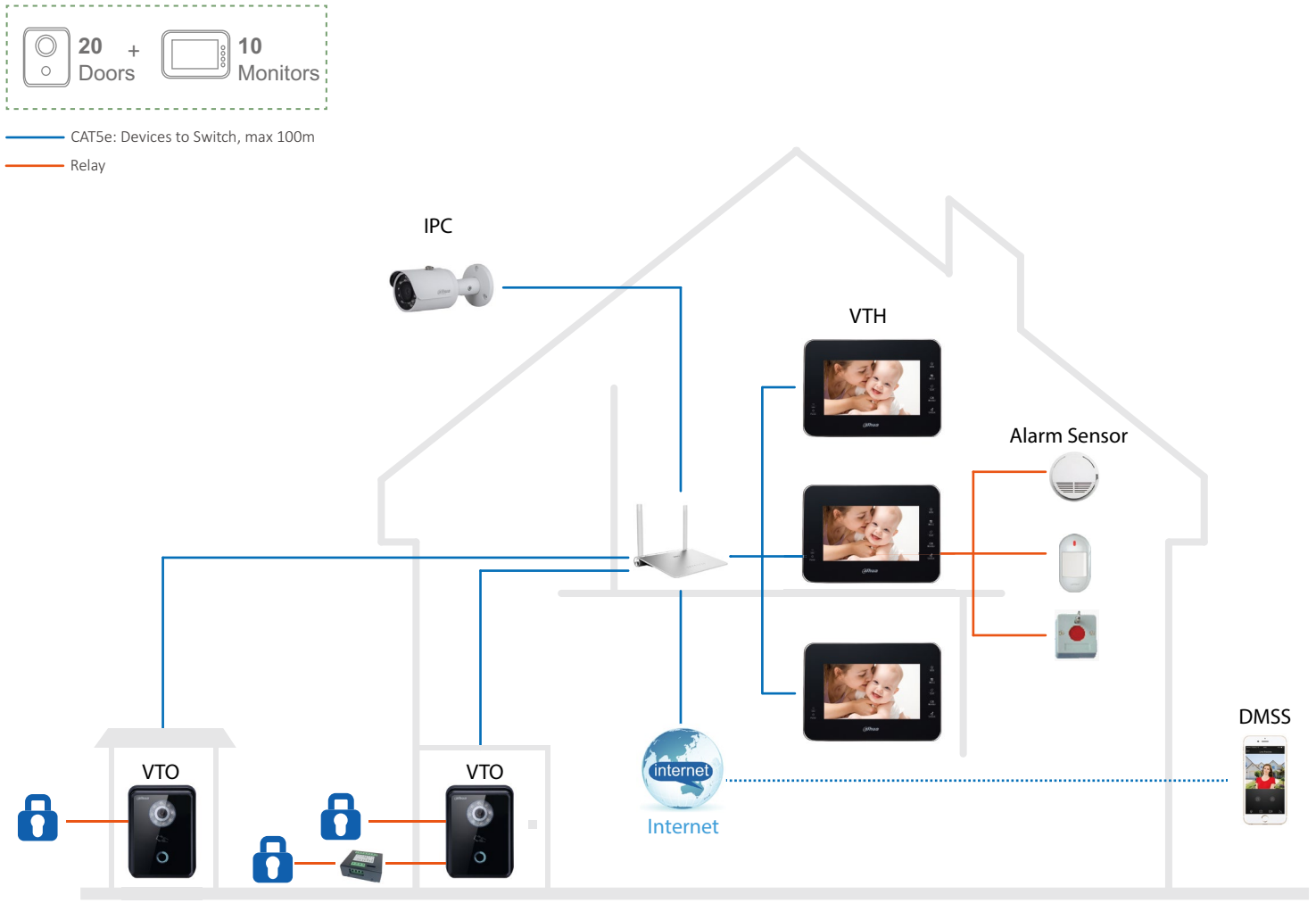

Features

- Video & Audio Calls
- Night Vision
- Group Calls
- Emergency Calls
- Remote Unlock
- Alarm Integration
- Video & Audio Messaging
- IPC Surveillance

Recommended Products

VTO6210B

Villa Outdoor Station
1MP CMOS
IP65

VTH1560B

IP Indoor Monitor
7" Capacitive

IP Small Apartment Solution

Flexible modular design with camera, button, keyboard, reader, and fingerprint modules allows you to choose which components to use and install on 2-module, 3-module, or 9-module front panels. One-button calling enables convenient communication between visitors and residents in small apartment applications.

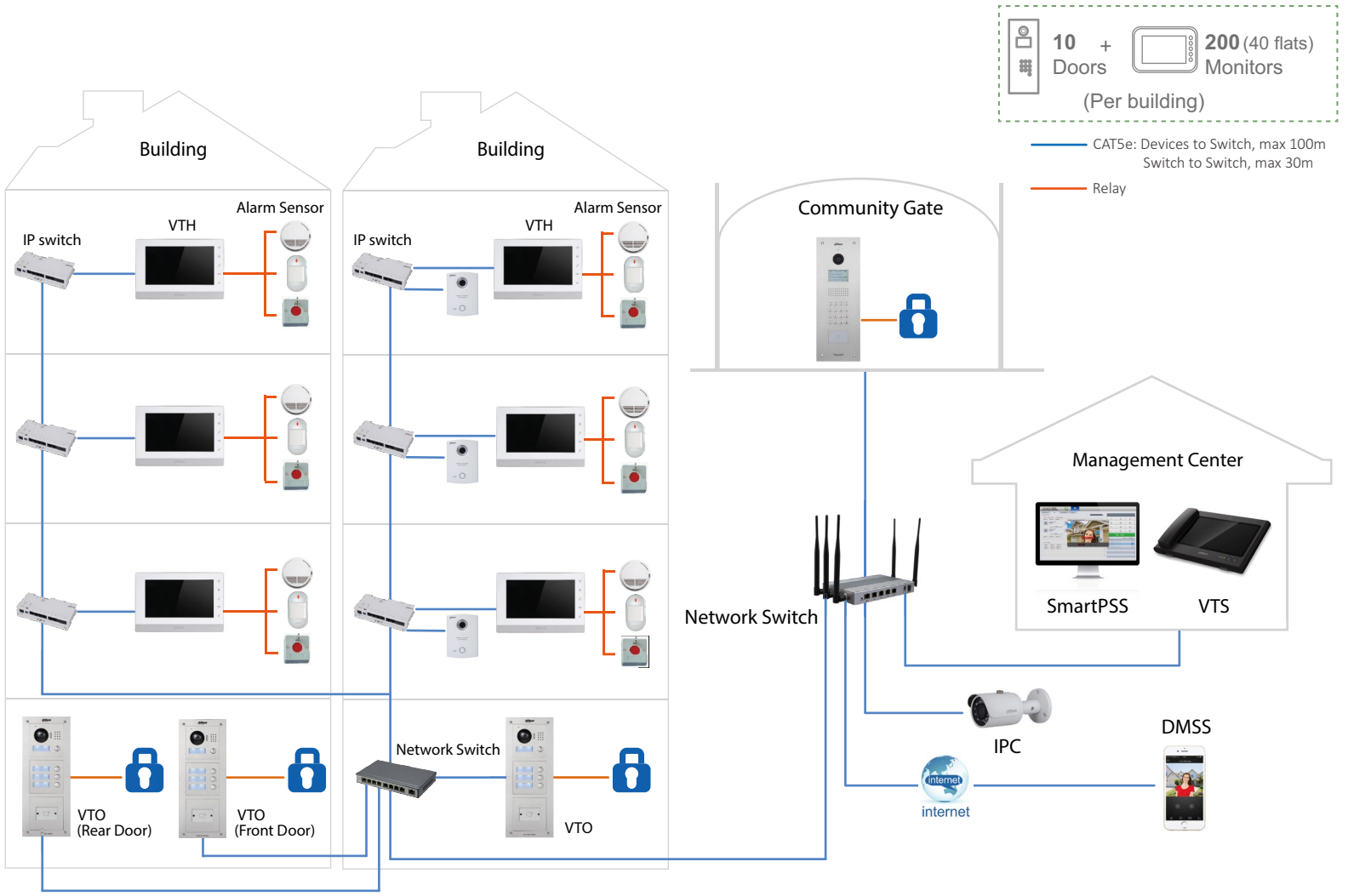

Features

- Video & Audio Call
- Night Vision
- Group Calls
- Emergency Calls
- Modular Design
- Remote Unlock
- Alarm Integration
- Video & Audio Messaging
- IPC Surveillance
- Mobile Application

Recommended Products

VTO2000A-C
Camera Module
2MP CMOS
IP54, IK07

VTO2000A-R
Card Module
13.56MHz

VTO2000A-B
Button Module
IP54, IK07

VTO2000A-K
Keypad Module
Password

VTH1550CH
IP Indoor Monitor
7" Capacitive

IP Villa Solution (1/2/4-Flat)

Our IP Villa Solution comes complete with a rich set of features such as remote intercom, door control, real-time video surveillance, and notifications pushed to your mobile phone. No matter where you are, no visitor or message will be missed.

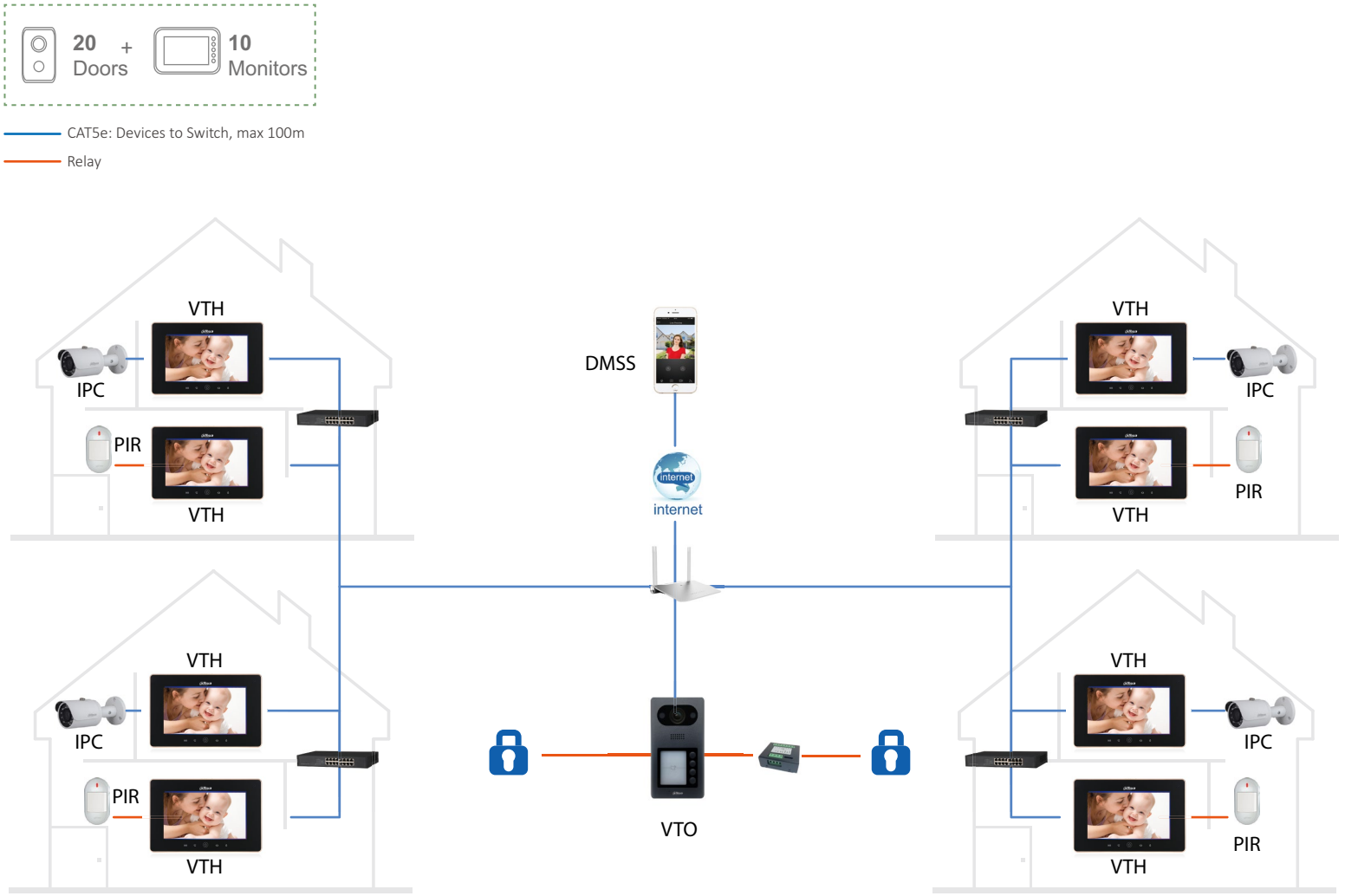

Features

- Video & Audio Calls
- Night Vision
- Group Calls
- Emergency Calls
- Remote Unlock
- Alarm Integration
- Video & Audio Messaging
- IPC Surveillance
- Mobile Application

Recommended Products

VTO3211D -P/P2/P4
Villa Outdoor Station
2MP CMOS
IP65, IK08

VTH5221D
Indoor Monitor
7” Capacitive,
1024x600

IP 2-Wire Apartment Solution

The IP 2-Wire Apartment Solution uses two wires to transmit data signals and power. 2-wire indoor monitors can access the Internet easily through a special converter. The system adapts to multiple wiring environments easily and enables all digital apartment functions. Replace your existing analog apartment system with the Dahua IP 2-Wire Apartment Solution and create a complete IP world.

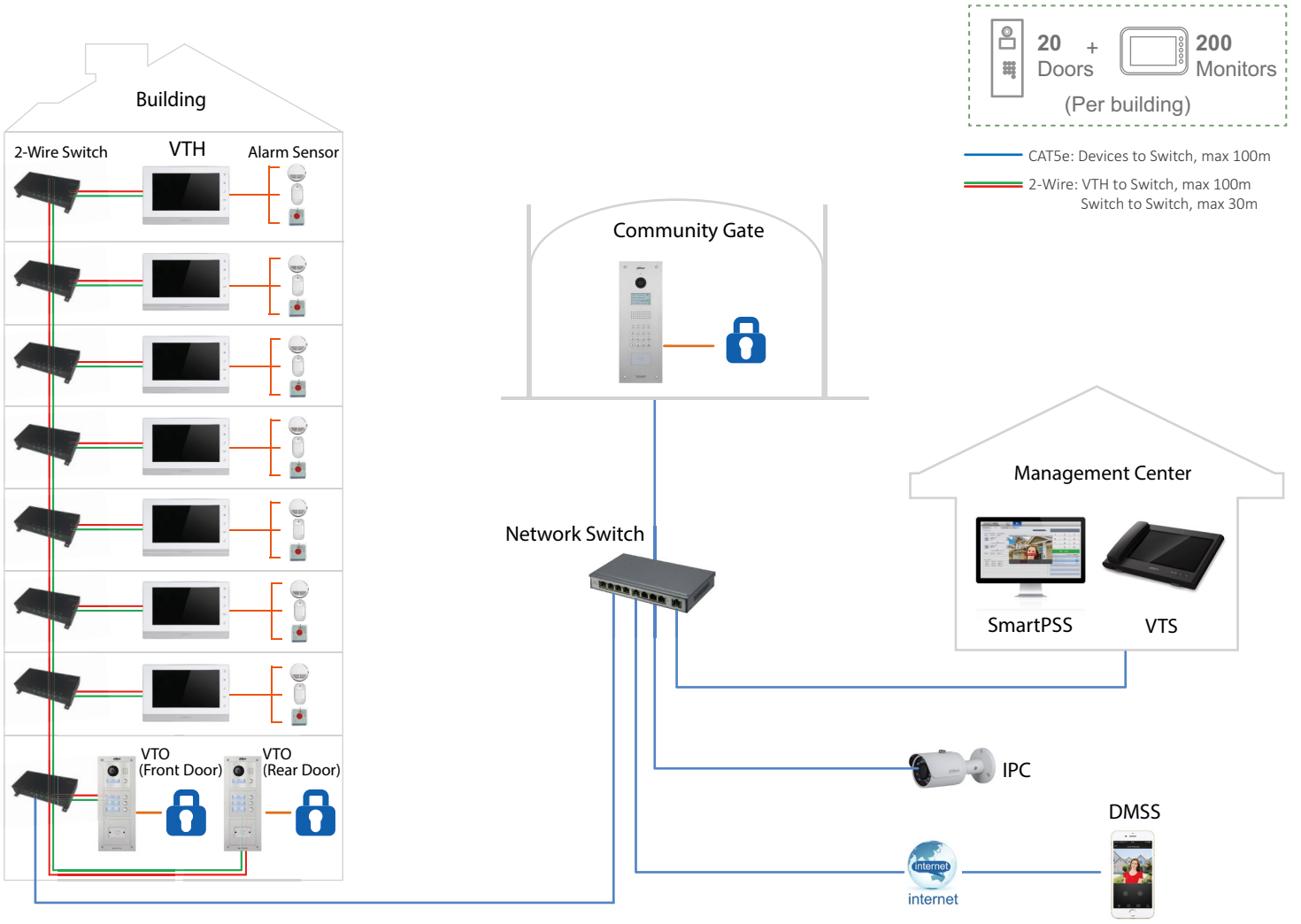

Features

- Video & Audio Calls
- Night Vision
- Group Calls
- Emergency Calls
- Remote Unlock
- Alarm Integration
- Video & Audio Messaging
- IPC Surveillance

Recommended Products

VTO2000A-C-2
Camera Module
1.3MP CMOS
IP54, IK07

VTO2000A-R
Card Module
13.56MHz

VTO2000A-B
Button Module
IP54, IK07

VTO2000A-K
Keypad Module
Password

VTH5222CH
2-Wire Indoor Monitor
7" Capacitive

VTNS1006A-2
2-Wire Switch
Connect max 6 indoor monitor with the 2-wire cable



IP Apartment Solution

The IP Apartment Solution provides a large scale system with rich functionality such as video intercom and real-time video surveillance and intrusion detection. Various authentication methods (password, RFID card) provide maximum security. Management center calling capabilities as well as calling between residents provide a convenient environment for community management and resident convenience.

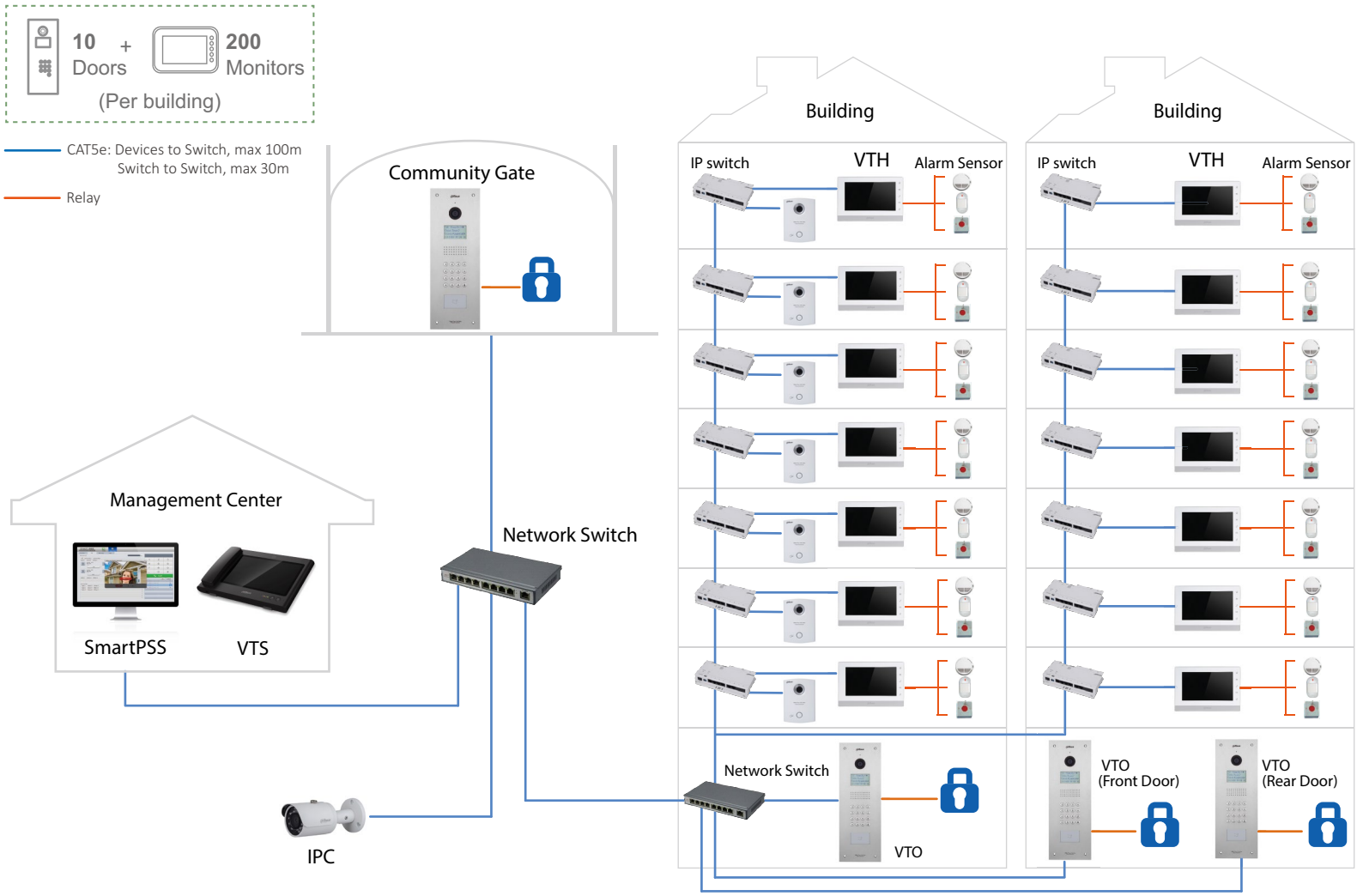

Features

- Video & Audio Calls
- Night Vision
- Group Calls
- Emergency Calls
- Remote Unlock
- Alarm Integration
- Video & Audio Messaging
- IPC Surveillance

Recommended Products

VTO1210C-X

Unit Outdoor Station
1.3MP CMOS
IP54, IK07

VTH1550CH

IP Indoor Monitor
7" Capacitive

Analog Systems

The Analog Apartment Solution provides an easy-to-install plug & play system that delivers high video quality and nearly zero video delay.

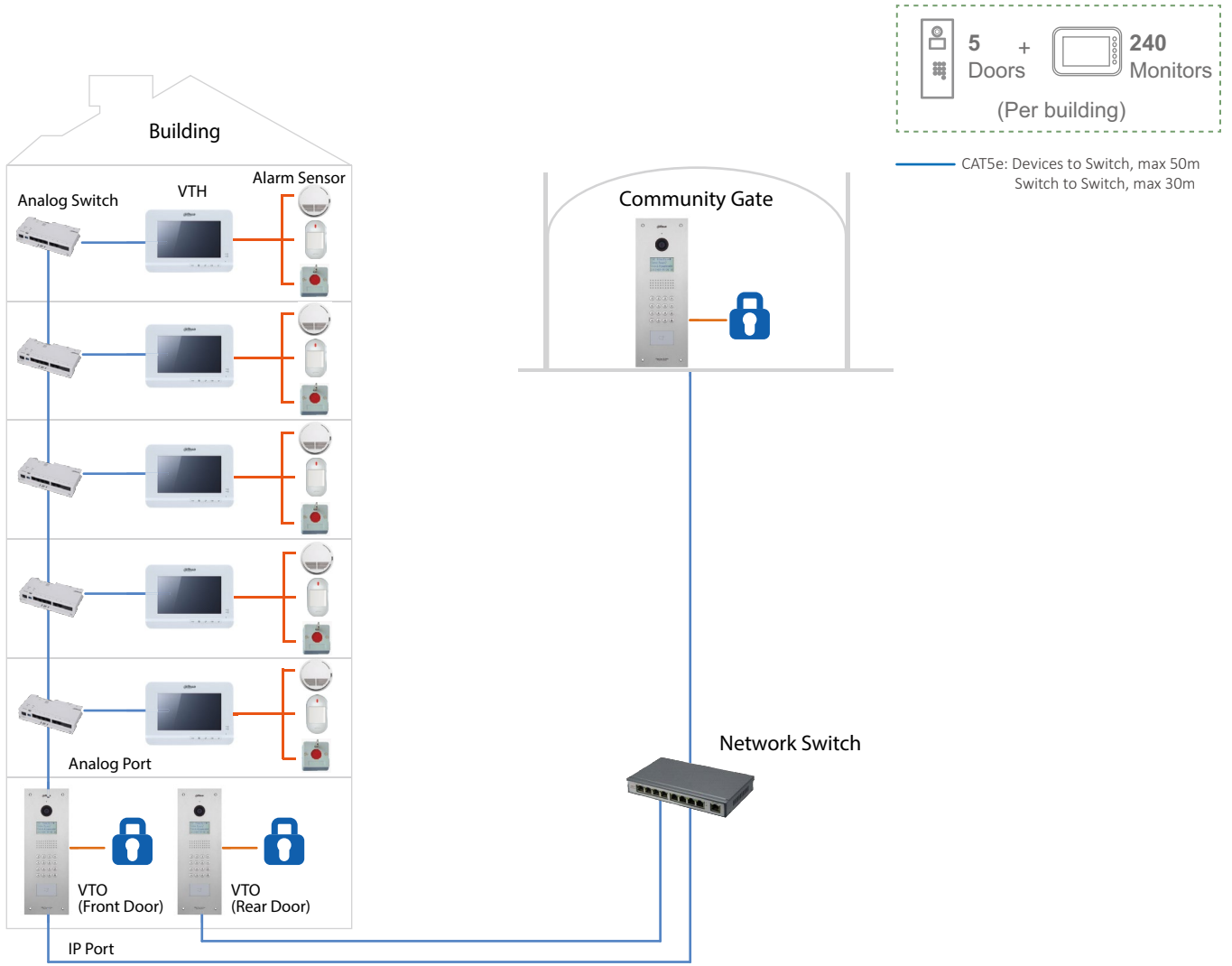

Features

- Video & Audio Calls
- Night Vision
- Emergency Calls
- Remote Unlock
- Alarm Integration

Recommended Products

VTO1210C-X

Unit Outdoor Station
1.3MP CMOS
IP54, IK07

VTH1200DS

Analog Indoor Monitor
4,3"TFT LCD

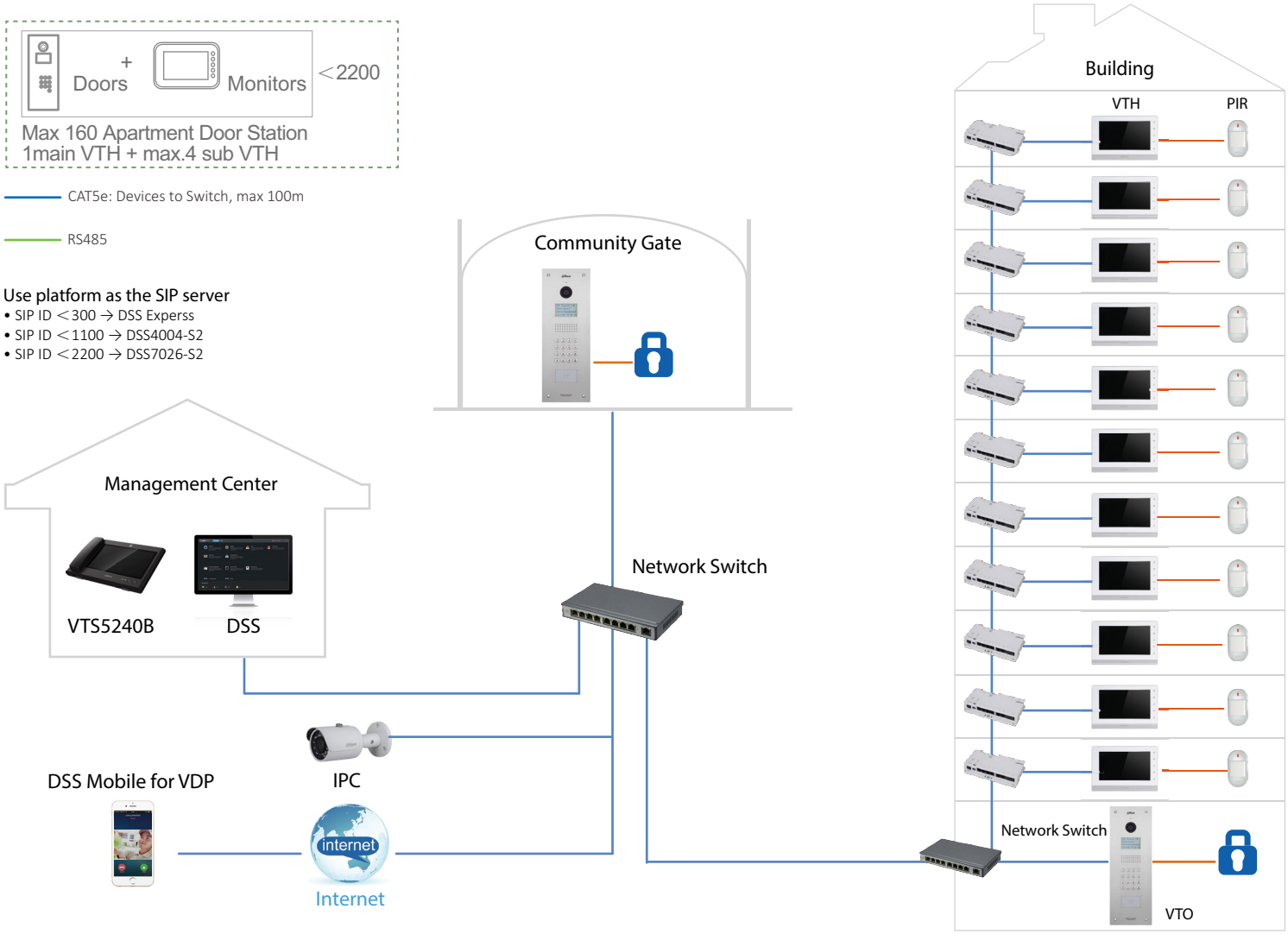

Features

- Video & Audio Calls
- Night Vision
- Group Calls
- Emergency Calls
- Remote Unlock
- Alarm Integration
- Video & Audio Messaging
- IPC Surveillance
- Mobile Application

Recommended Products

VTO1210C-X

Unit Outdoor Station
1.3MP CMOS
IP65

VTH1550CH

IP Indoor Monitor
7" Capacitive

SIP Apartment Solution

SIP is an open and flexible intercom protocol. The Dahua SIP Apartment Solution uses SIP to provide a large system capacity with a rich selection of accessories to meet the needs of residents and management. Video and audio messages can be forwarded from indoor monitors to mobile apps for remote visitor management.

DSS Express is easy-to-use and reliable VMS for single-server installation. It can extend the devices by license easily and provide the unified solution with access control, video intercom, facial recognition and ANPR for small and mid-sized projects.

ACCESS CONTROL

FACE RECOGNITION TERMINALS

Based on deep learning face recognition algorithm

- Faster face recognition speed- less to 0.5 s
- Larger face template capacity- up to 20k
- Stronger ability to adapt to complex lighting environments



Face Recognition Terminals

Model	ASI7213Y	ASI7213Y-D
Screen	7" touchscreen, 1024x600	7" touchscreen, 1024x600
Reader Format	13.56 MHz Mifare Classic	125 kHz
Communication with reader	RS485 Wiegand26/34/66	RS485 Wiegand26/34/66
Camera	2MP, double lens, WDR	2MP, double lens, WDR
Alarm In/Out	2/2	2/2
Users	30,000	30,000
Card Capacity	30,000	30,000
Fingperint Capacity	—	—
Face Capacity	10,000	10,000
Users Roles	General, VIP Guest, Patrol Duress, Disabled	General, VIP Guest, Patrol Duress, Disabled
Time Plans	128	128
Alarm Types	Door time out Intrusion, Duress Tamper	Door time out Intrusion, Duress Tamper
Communication method	TCP/IP, WiFi	TCP/IP, WiFi
Ingress Protection	—	—
Working Temperature	-10°C ~ +55°C	-10°C ~ +55°C
Power Supply	DC 12V/2A	DC 12V/2A

FACE RECOGNITION TERMINALS

Face Recognition Terminals

Model	ASI7214Y	ASI7214Y-D	ASI7223Y-A	ASI8223Y(V2)	ASI8214Y(V2)	ASI8223Y(V2)-A
Screen	7" touchscreen, 1024x600	7" touchscreen, 1024x600	7" touchscreen, 1024x600	10.1" touchscreen, 1280x800	10.1" touchscreen, 1280x800	10.1" touchscreen, 1280x800
Reader Format	Mifare classic 13,56 MHz	125 kHz	—	—	Mifare classic 13,56 MHz	—
Communication with reader	RS485 Wiegand26/34/66	RS485 Wiegand26/34/66	RS485 Wiegand26/34/66	RS485 Wiegand26/34/66	RS485 Wiegand26/34/66	RS485 Wiegand26/34/66
Camera	2MP, double lens, WDR	2MP, double lens, WDR	2MP, double lens, WDR	2MP, CMOS, WDR	2MP, CMOS, WDR	2MP, CMOS, WDR
Alarm In/Out	2/2	2/2	2/2	2/2	2/2	2/2
Users	30,000	30,000	30,000	100,000	100,000	100,000
Card Capacity	30,000	30,000	—	—	100,000	—
Fingerprint Capacity	5,000	5,000	—	—	10,000	—
Face Capacity	10,000	10,000	10,000	20,000	20,000	20,000
Users Roles	General, VIP Guest, Patrol Duress, Disabled	General, VIP Guest, Patrol Duress, Disabled	General, VIP Guest, Patrol Duress, Disabled	General, VIP Guest, Patrol Duress, Disabled	General, VIP Guest, Patrol Duress, Disabled	General, VIP Guest, Patrol Duress, Disabled
Time Plans	128	128	128	128	128	128
Alarm Types	Door time out Intrusion, Duress Tamper	Door time out Intrusion, Duress Tamper	Door time out Intrusion, Duress Tamper	Door time out Intrusion, Duress Tamper	Door time out Intrusion, Duress Tamper	Door time out Intrusion, Duress Tamper
Communication method	TCP/IP, WiFi	TCP/IP, WiFi	TCP/IP, WiFi	TCP/IP, WiFi	TCP/IP, WiFi	TCP/IP, WiFi
Ingress Protection	Indoor use	Indoor use	Indoor use	IP55	IP55	IP55
Working Temperature	-10°C ~ +55°C	-10°C ~ +55°C	-10°C ~ +55°C	-30°C ~ +70°C	-10°C ~ +55°C	-30°C ~ +70°C
Power Supply	DC 12V/2A	DC 12V/2A	DC 12V/2A	DC 12V/2A	DC 12V/2A	DC 12V/2A

NETWORK CONTROLLERS

Basic series

	ASC1202B-S	ASC1202B-D	ASC1204B-S	ASC1202C-D	ASC1204C-S	ASC1204C-D	ASC1208C-S
Model							
Reader	2	4	4	4	4	8	8
Communication with reader	RS485, Wiegand 26/34	RS485, Wiegand 26/34	RS485, Wiegand 26/34	RS485, Wiegand 26/34	RS485, Wiegand 26/34	RS485, Wiegand 26/34	RS485, Wiegand 26/34
Control mode	2 door 1-way	2 door 2-way	4 door 1-way	2 door 2-way	4 door 1-way	4 door 2- way	8 door 1-way
Exit Buttons	2	2	4	2	4	4	8
Door Sensors	2	2	4	2	4	4	8
Alarm In/Out	2/2	4/4	1/1	4/4	1/1	8/8	4/4
Users / events	100,000 150,000	100,000 150,000	100,000 150,000	100,000 150,000	100,000 150,000	100,000 150,000	100,000 150,000
User Roles	General, VIP, Guest, Patrol, Duress	General, VIP, Guest, Patrol, Duress	General, VIP, Guest, Patrol, Duress	General, VIP, Guest, Patrol, Duress	General, VIP, Guest, Patrol, Duress	General, VIP, Guest, Patrol, Duress	General, VIP, Guest, Patrol, Duress
Time Plans	128	128	128	128	128	128	128
Holiday Schedules	128	128	128	128	128	128	128
Alarm Types	Door timeout, Intrusion Duress, Tamper	Door timeout, Intrusion Duress, Tamper	Door timeout, Intrusion Duress, Tamper	Door timeout, Intrusion Duress, Tamper	Door timeout, Intrusion Duress, Tamper	Door timeout, Intrusion Duress, Tamper	Door timeout, Intrusion Duress, Tamper
Communication method	TCP/IP	TCP/IP	TCP/IP	TCP/IP	TCP/IP	TCP/IP	TCP/IP
Accumulator Battery	—	—	—	Max. 12V/7Ah	Max. 12V/7Ah	Max. 12V/7Ah	Max. 12V/7Ah
Working Temperature	-30°C ~ +60°C	-30°C ~ +60°C	-30°C ~ +60°C	-30°C ~ +60°C	-30°C ~ +60°C	-30°C ~ +60°C	-30°C ~ +60°C
Power Supply	DC 9 ~ 15V/6W	DC 9 ~ 15V/6W	DC 9 ~ 15V/6W	AC 100V ~ 240V	AC 100V ~ 240V	AC 100V ~ 240V	AC 100V ~ 240V

NETWORK CONTROLLERS

Master Controller

- Onvif Profile C, CGI, SDK compatibility for 3rd party integration
- CAN bus can cascade 16 slave controllers; manage up to 68 doors
- Global anti-pass pack and multi-door interlock to keep complex large areas secure

Caesar Series

Model	ASC2204C-H	ASC2104B-T	ASC2102B-T
			
Device	Master controller support max 16 slave controllers	Slave controller	Slave controller
Controle mode	4 door, 1-way	4 door, 1-way	2 door, 2-way
Communication	TCP/IP, CAN bus (max 600m)	CAN bus (max 600m)	CAN bus (max 600m)
Exit Button	4	4	2
Door Sensor	4	4	2
Alarm In/Out	8/8	1/1	5/1
Users	200,000	20,000	20,000
Events	150,000	30,000	30,000
3rd party	Onvif profile C, CGI,SDK	—	—
User Management	General, VIP, Guest, Patrol, Duress	General, VIP, Guest, Patrol, Duress	General, VIP, Guest, Patrol, Duress
Time Plan	128	128	128
Holiday Schedule	128	128	128
Alarm	Door time out, Intrusion Duress, Tamper	Door time out, Intrusion Duress, Tamper	Door time out, Intrusion Duress, Tamper
Accumulator Battery	Max. 12V/7Ah	—	—
Working Temperature	-30°C ~ +60°C	-30°C ~ +60°C	-30°C ~ +60°C
Power Supply	AC 100V ~ 240V/12W	DC 9 ~ 15V/6W	DC 9 ~ 15V/6W

READERS

Readers

Model	ASR2201D-B	ASR2201D-BD	ASR1201D	ASR1201D-D	ASR1200D	ASR1200D-D
Reader Format	13.56 MHz (Mifare classic)	125 kHz	13.56 MHz (Mifare classic)	125 kHz	13.56 MHz (Mifare classic)	125 kHz
Communication	Bluetooth RS485 OSDP Wiegand 34 (26 optional)		RS485 Wiegand 34 (26 optional)		RS485 Wiegand 34 (26 optional)	
Fingerprint Capacity	—		—		—	
Password Input	Supported		Supported		—	
Transmission Distance	RS485: 100m / 1000m (Separate power supply) Wiegand: 40m		RS485: 100m / 1000m (Separate power supply) Wiegand: 40m		RS485: 100m / 1000m (Separate power supply) Wiegand: 40m	
Alarm Types	Tamper		Tamper		Tamper	
Keypad	Touch keypad		Touch keypad		—	
Indications	Blue Backlight, Buzzer		Blue Backlight, Buzzer		Blue Backlight, Buzzer	
Ingress Protection	IP65		IP65		IP65	
Working Environment	-30°C ~ +60°C		-30°C ~ +60°C		-30°C ~ +60°C	
Power Supply	DC 9 ~ 12V/1.2W		DC 9 ~ 12V/1.2W		DC 9 ~ 12V/1.2W	

READERS

Readers

Model	ASR1102A(V2)	ASR1102A-D(V2)	ASR1100B	ASR1100B-D	ASR1101M	ASR1101M-D	ASR1100A	ASR1100A-D	ASR1101A	ASR1101A-D
Reader Format	13.56 MHz (Mifare classic)	125 kHz	13.56 MHz (Mifare classic)	125 kHz	13.56 MHz (Mifare classic)	125 kHz	13.56 MHz (Mifare classic)	125 kHz	13.56 MHz (Mifare classic)	125 kHz
Communication	RS485		RS485, Wiegand 34 (26 optional)		RS485, Wiegand 34 (26 optional)		RS485, Wiegand 34 (26 optional)		RS485, Wiegand 34 (26 optional)	
Fingerpring Capacity	3,000		—		—		—		—	
Password Input	—		—		Supported		—		Supported	
Transmission Distance	100m / 1000m (Separate power suply)		RS485: 100m / 1000m (Separate power suply) Wiegand: 40m		RS485: 100m / 1000m (Separate power suply) Wiegand:40m		RS485: 100m / 1000m (Separate power suply) Wiegand:40m		RS485: 100m / 1000m (Separate power suply) Wiegand:40m	
Alarm Types	Tamper		Tamper		Tamper		Tamper		Tamper	
Keypad	—		—		Metal button		—		Touch keypad	
Indications	Blue Backlight, Buzzer		Blue Backlight, Buzzer		Blue Backlight, Buzzer		Blue Backlight, Buzzer		Blue Backlight, Buzzer	
Ingress Protection	IP54		IP67		IK08		IP54		IP54	
Working Environment	-5°C ~ +55°C		-30°C ~ +60°C		-30°C ~ +60°C		-30°C ~ +60°C		-5°C ~ +55°C	
Power Supply	DC 9 ~ 12V/1.2W		DC 9 ~ 12V/1.2W		DC 9 ~ 12V/1.2W		DC 9 ~ 12V/1.2W		DC 9 ~ 12V/1.2W	

STANDALONE TERMINALS



Standalones

Model	ASI1212D	ASI1212D -D	ASI1212A (V2)	ASI1212A (-D(V2)	ASI1201E	ASI1201E-D	ASI1201A	ASI1201A -D
Screen	2.4 " TFT 320x240		2.8 " TFT 320x240		—		LCD 128x64	
Reader Format	13.56 MHz (Mifare classic)	125 kHz	13.56 MHz (Mifare classic)	125 kHz	13.56 MHz (Mifare classic)	125 kHz	13.56 MHz (Mifare classic)	125 kHz
Communication with reader	RS485 Wiegand 34 (26 optional)		RS485 Wiegand 34 (26 optional)		RS485 Wiegand 34 (26 optional)		RS485 Wiegand 34 (26 optional)	
Communication method	TCP/IP		TCP/IP		TCP/IP		TCP/IP	
Alarm In/Out	1/1		1/2		—		1/2	
Users	30,000		30,000		30,000		30,000	
Card Capacity	30,000		30,000		30,000		30,000	
Fingerprint Capacity	3,000		3,000		—		—	
Face Capacity	—		—		—		—	
User Roles	General, VIP Guest, Patrol Duress		General, VIP Guest, Patrol Duress		General, VIP Guest, Patrol Duress		General, VIP Guest, Patrol Duress	
Time Plans	128		128		128		128	
Alarm Types	Door time out Intrusion, Duress Tamper		Door time out Intrusion, Duress Tamper		Door time out Intrusion, Duress Tamper		Door time out Intrusion, Duress Tamper	
Ethernet	10/100Mbps		10/100Mbps		10/100Mbps		10/100Mbps	
Ingress Protection	IP65		IP55 (indoor use)		IP67		IP55 (indoor use)	
Working Temperature	-5°C ~ +55°C		-5°C ~ +55°C		-30°C ~ +55°C		-5°C ~ +55°C	
Power Supply	DC 9 ~ 15V/6W		DC 9 ~ 15V/6W		DC 9 ~ 15V/6W		DC 9 ~ 15V/6W	

STANDALONE TERMINALS

Time Attendance Terminals

		ASA2212A	ASA1222E	ASA1222E-S	ASA1222G/ ASA1222G-D	ASA4214F/ ASA4214F-D	ASA6214F/ ASA6214F-D
Model							
Access Control Function		Lite	—	—	Lite	Pro	Pro
System	Memory	128M RAM + 32M Flash	8M RAM + 8M Flash	8M RAM + 16M Flash	8M RAM + 16M Flash	512M RAM + 256M Flash	512M RAM + 256M Flash
	LCD	2.8"TFT 320×240	2.4"TFT 320×240	2.4"TFT 320×240	2.4"TFT 320×240	4.3" touch screen 480×272	4.3" touch screen 480×272
	Camera	1.3MP	—	—	—	2.0MP + 1.3MP (Infrared)	2.0MP + 1.3MP (Infrared)
Capacity	User	1,000	1,000	1,000	1,000	30,000	30,000
	Face Template	—	—	—	—	1,000	3,000
	Fingerprint Template	3,000	2,000	2,000	2,000	3,000	3,000
	Transaction Logs	150,000	100,000	100,000	100,000	150,000	150,000
Reader Format		13.56 MHz Mifare	—	—	13.56 MHz Mifare / 125 kHz	13.56 MHz Mifare / 125 kHz	13.56 MHz Mifare / 125 kHz
Backup battery		—	—	—	2600mAh	—	—
Communication	TCP/IP	√	—	√	√	√	√
	Wi-Fi	—	—	—	—	802.11 b/n/g	802.11 b/n/g
	RS485	—	—	—	—	√	√
	RS232	—	—	—	—	√	√
	USB	√	√	√	√	√	√
	Wiegand	—	—	—	—	Input/Output	Input/Output
Alarm		—	—	—	—	Alarm In ×2 Alarm Out ×2	Alarm In ×2 Alarm Out ×2
Power Supply		DC 12V / 1A	5V 1A (packing in)	5V 1A (packing in)	DC 12V / 1A (packing in)	DC 12V / 2A (packing in)	DC 12V / 2A (packing in)
Dimension (W×H×D)		192 × 160 × 32 mm	175 × 120 × 23 mm	175 × 120 × 23 mm	181 x 135 x 31 mm	214 × 122 × 103 mm	214 × 122 × 103 mm
Operating Temperature		-5°C ~ +55°C	-5°C ~ +55°C	-5°C ~ +55°C	-10°C ~ +55°C	-5°C ~ +55°C	-5°C ~ +55°C
Platform Software		SmartPSS	—	SmartPSS	SmartPSS	SmartPSS	SmartPSS

ACCESSORIES

Magnetic Locks

	DHI-ASF280A	DHI-ASF500A	DHI-ASF280B	DHI-ASF500B
Model				
Description	Power on-NC Single Door Relay Input & output Anti-pull 280 kg Working Temperature: -30°C ~ +60°C DC 12V / 24V	Power on-NC Single Door Relay Input & output Anti-pull 500 kg Working Environment: -30°C ~ +60°C DC 12V / 24V	Power on-NC Double-door Relay Input & output Anti-pull 280 kg Working Environment: -30°C ~ +60°C DC 12V / 24V	Power on-NC Double-door Relay Input & output Anti-pull 500 kg Working Environment: -30°C ~ +60°C DC 12V / 24V

Electric Drop-Bolt Locks

	DHI-ASF802	DHI-ASF808
Model		
Description	Power on-NC Magnetic auto lock Door thickness: >50 mm Working Environment: -30°C ~ +60°C DC 12V / 24V	Power on-NC Magnetic auto lock Door thickness: >42 mm Working Environment: -30°C ~ +60°C DC 12V

Mute Locks

	DHI-ASF601A
Model	
Description	Power on-NC Power off-keep status Magnetic auto lock Door thickness: >35 mm Working Environment: -30°C ~ +60°C DC 12V

Eletric Strike Locks

	ASF702	ASF705
Model		
Description	An-ti pull 500 kg Power off: locks door DC 12V -30°C ~ +60°C	An-ti pull 500 kg Power off: locks door DC 12V -30°C ~ +60°C

Magnetic Lock Brackets

	ASF280L	ASF280U	ASF280ZL	ASF280F	ASF500L	ASF500ZL
Model						
Description	Fix magnetic lock on door frame, type L For ASF280A or ASF280B Working Temperature: -30°C ~ +60°C	Fix magnetic lock plate on glass door, type U Door thickness: 8~15 mm For ASF280A or ASF280B Working Temperature: -30°C ~ +60°C	Fix magnetic lock and plate, type Z For ASF280A or ASF280B Working Temperature: -30°C ~ +60°C	Fix magnetic lock and plate on glass door, type Z Door thickness: 8~15 mm For ASF280A or ASF280B Working Temperature: -30°C ~ +60°C	Fix magnetic lock on door frame, type L For ASF500A or ASF500B Working Temperature: -30°C ~ +60°C	Fix magnetic lock and plate, type Z For ASF500A or ASF500B Working Temperature: -10°C ~ +50°C

USB Module

	Card Enrollment Reader	Fingerprint Enrollment Reader
Model	ASM100 (-D)	ASM202
Description	USB Communication Working Temperature: -30°C ~ +60°C ASM100 - IC card, (Mifare classic 13,56 MHz) ASM100-D - ID card, (Unique 125 kHz)	USB Communication FAR ≤0.0001% FRR ≤0.014% Working Temperature: -10°C ~ +55°C

Others

	Door Closers
Model	ASF102S
Description	Suitable for any door with frame and open at 180°

Buttons

	Exit Button	Exit Button	Touchless Exit Button	Emergency Exit Button
Model	ASF900	ASF905	ASF908	ASF921
Description	ABS plastic; 86 x 86 x 25 mm -30°C ~ +60°C	LED light Stainless steel 91 x 28 x 25 mm DC 12V -30°C ~ +60°C	Infrared induction Stainless steel 86 x 86 x 25mm DC 12V -30°C ~ +60°C	Break glass to open door, Plastic 86 x 86 x 50 mm -30°C ~ +60°C

Cards

	IC White Card	IC Key Fob	DAHUA Logo Key Fob	ID White Card	ID Key Fob
Model	IC-S50	IC-SM	YX-4CM	ID-EM	ID-SM
Description	Mifare card 13.56 MHz from Philips	Mifare card 13.56 MHz	Mifare card 13.56 MHz	EM card 125 kHz	EM card 125 kHz

FACE RECOGNITION TERMINALS

Install in front of the door as a standalone terminal.

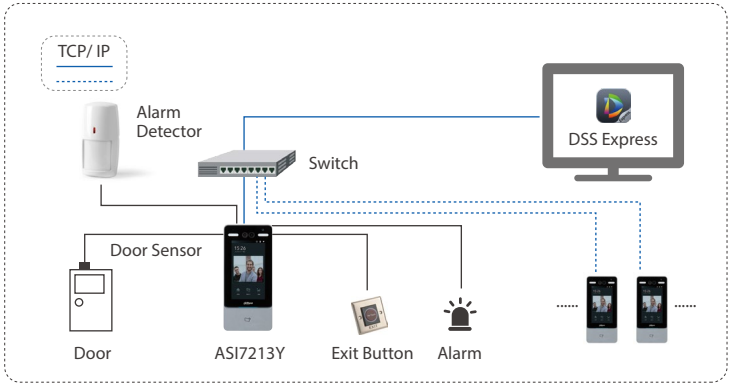

As a face recognition reader installed on the barrier to open it in very fast
----it is a better way to find a local barrier manufacturer for cooperation.

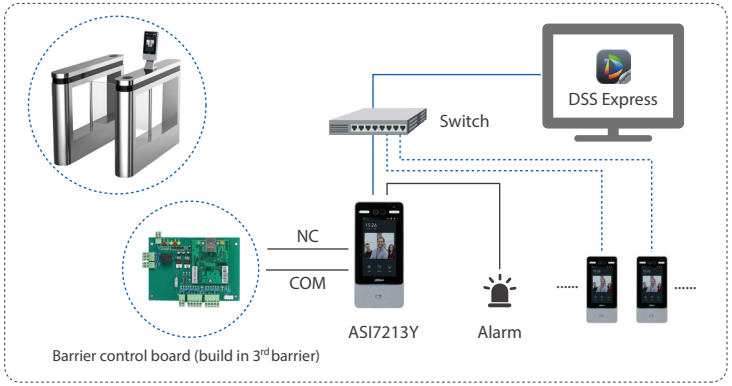

As a face card reader, the face verification is completed, and the associated card number output to the 3rd party controller panel via the standard wiegand protocol
---cooperating with the 3rd traditional controller manufacturer, or use the new face recognition reader to replace old card reader in old project restructuring.

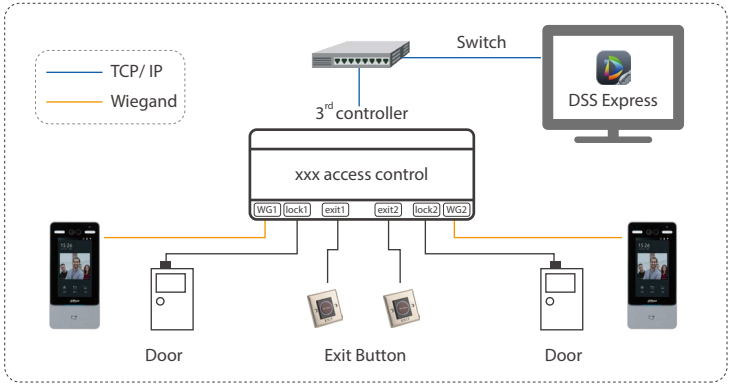

Access Control Solution Layout

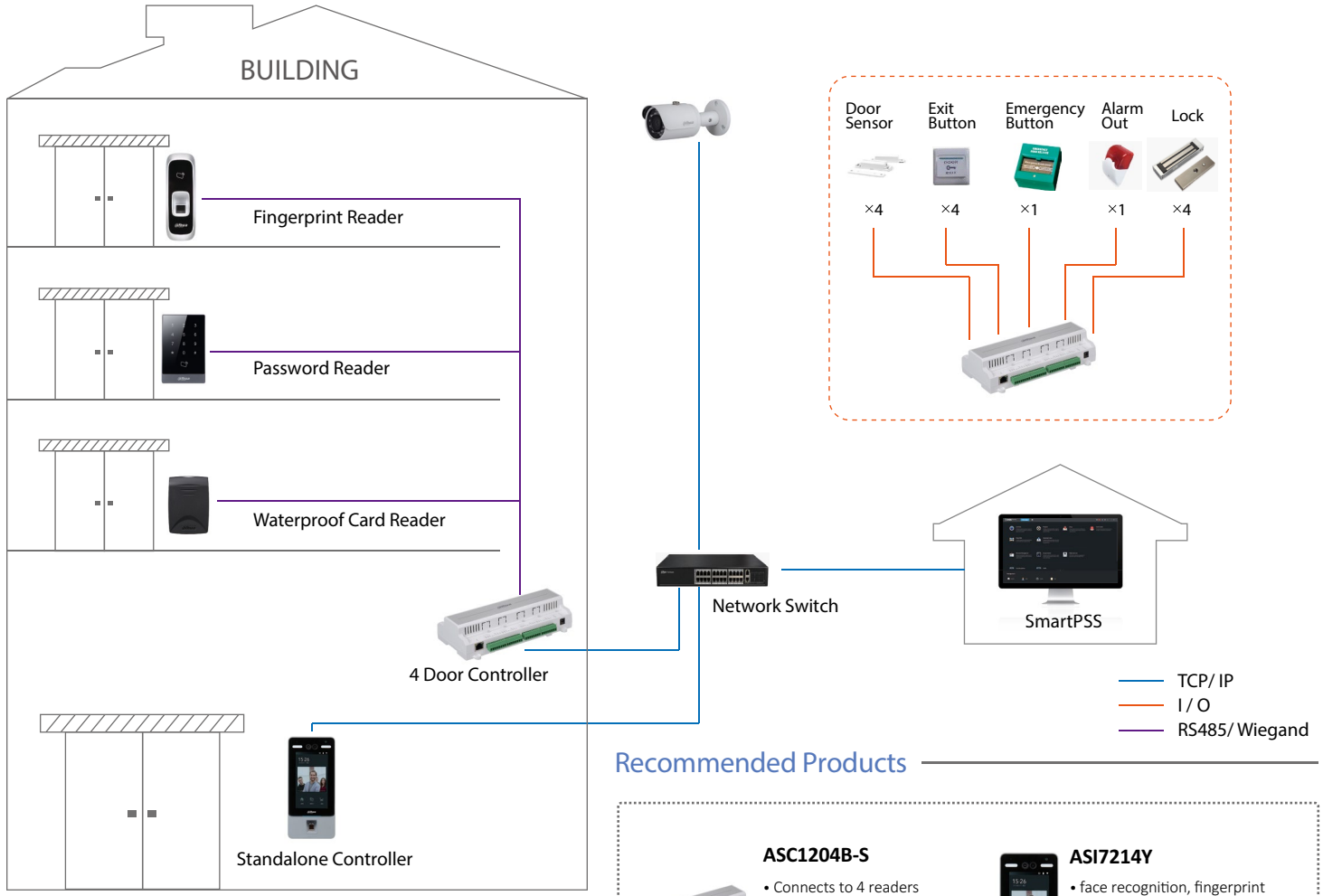

Features

- Differential Rights Management
- Reports Management
- Video Linkage
- Multi-door Interlock
- Anti-passback
- Attendance

Recommended Products

ASC1204B-S

- Connects to 4 readers
- 100,000 cards & 150,000 logs
- Wiegand or RS-485 interface

ASI7214Y

- face recognition, fingerprint recognition ,card swiping, password
- 7 inch touchscreen
- wifi
- access control and time attendance
- wiegand input/output, OSDP

ASR1102A(V2)

- Up to 3000 fingerprints capacity
- Support cards, fingerprints

ASR1101A

- RS485/Wiegand protocol
- Support cards, fingerprints

TIME ATTENDANCE TERMINAL LAYOUT

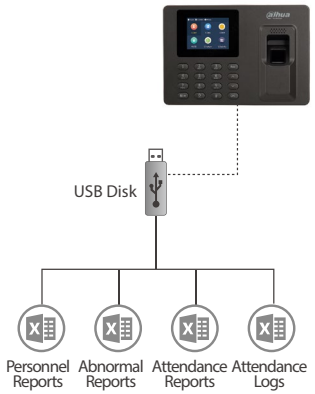

ASA1222E

Supports device generate Smart Attendance Reports. Abandoned of the software, work in standalone.

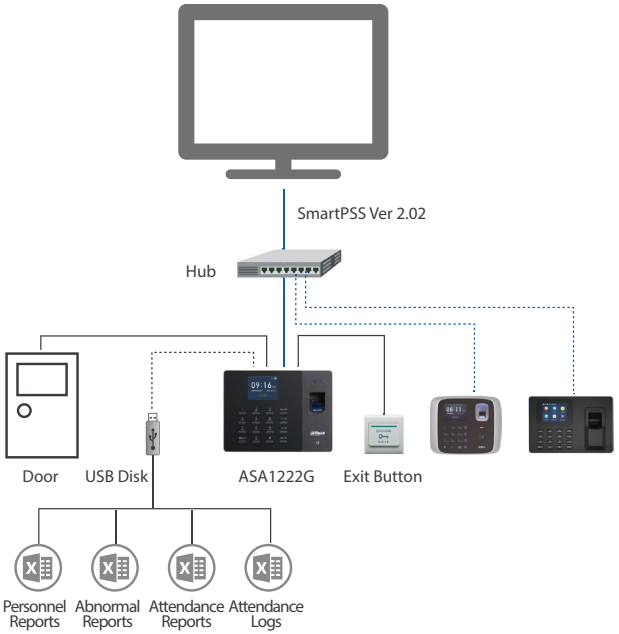

ASA1222G

Lite access control function enables. When working in standalone, also supports Smart Attendance Reports; when work in online, smartPSS management some attendance points.

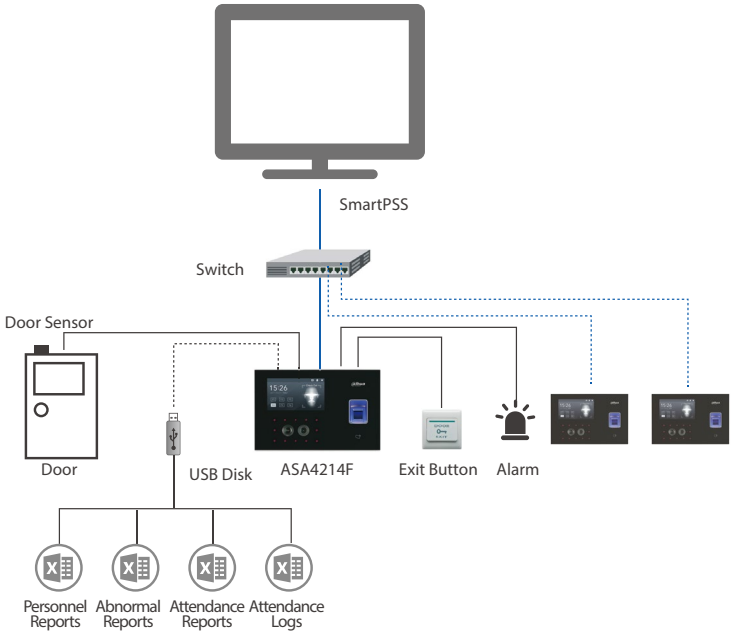

ASA4214F / ASA6214F

Pro access control function, schedule and access level management, alarm in and out; WiFi and p2p communication, wiegand output for the 3 party access control system.
Also supports Smart Attendance Reports, SmartPSS management.

ACCESS CONTROL



Software

SmartPSS V2.02.0000008

Open free SDK
Remotely control all doors
Video linkup
Attendance

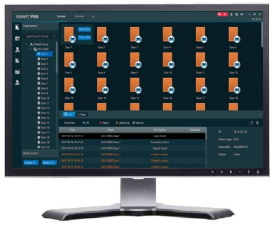

Devices	Supported Devices	Network Controllers, Access Standalone Controllers, T&A Terminals
	Max Registered Devices	64
	Device Management	Auto Search, Manually Add Devices, Apply Updates Door Group, Setup and etc.
Door Configuration	Remote Control	Open / Close door
	Open Mode Setup	Face, Card, Fingerprint, Password, Combination
	Door Parameter Setup	Unlock hold time, Holiday timezone and etc., Alarm Enable
	Check Info.	Check IP address, Version, User number, Record number
	Synchronize Data	Configuration, Record
Advanced Functions		Anti-pass back, Multi-door Interlock, Multi-card Open, Attendance
Logging		Open Record, Alarm Record, Attendance Record, Attendance Collection
Recommend System Requirements	OS	Microsoft Windows XP SP3 (32 bit) and above
	CPU	Core 2 dual 3.0
	RAM	DDR3 2GB
	Display Resolution	1024×768 or above



Software

DSS Express

CCTV, access control, time attendance
in one system - all in one platform
One server more clients
200 terminals or 800 doors
Video linkage
Fire alarm linkage
Video record load access control records

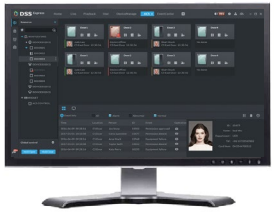

Devices	Supportd Devices	Controller, Access Control Standalone Terminal, T&A terminals
	Max Registered Devices	200 IP adress or 1240 doors
	Device Management	Auto Search, Manually Add Devices, Apply Updates Door Group, Setup and etc.
Door Configuration	Remote Control	Open / Close Door
	Open Mode Setup	Face Recognition, Card, Password, Fingerprint, Combination
	Door Parameter Setup	Unlock hold time, Holiday timezone and etc., Alarm Enable
	Check Info	Check IP address, Version, User number, Record number
	Synchronize Data	Configuration, Record
Advanced Functions		Anti-Pass back, Multi-door Interlock, Multi-card Open, Attendance
Logging		Open Record, Alarm Record, Attendance Record, Attendance Collection
Minimum System Requirements	OS	OS for Server: Windows 7/Windows 8.1/Windows 10/Windows Server 2008 OS for Control Client: Windows 7/Windows 8.1/Windows 10
	HDD	200GM or more
	CPU	Core i3
	RAM	8GB
	Display Resolution	1204X768

ENABLING A SAFER SOCIETY AND SMARTER LIVING

Dahua USA
Tel: +1 (949) 679-7777
Email: sales.usa@dahuatech.com
support.usa@dahuatech.com

Dahua Mexico
Tel: +52 55 67231936
Email: sales.mx@dahuatech.com
support.mx@dahuatech.com

Dahua Colombia
Tel: +571 7446110
Email: sales.co@dahuatech.com
support.co@dahuatech.com

Dahua Brazil
Tel: +55 11 32511871
Vendas: comercial.br@dahuatech.com
Suporte Técnico: suporte.br@dahuatech.com

Dahua Perú
Tel: +511 500-8555
Email: sales.pe@dahuatech.com
support.pe@dahuatech.com

Dahua Chile
Tel: +56 232705421
Email: sales.cl@dahuatech.com
support.chile@dahuatech.com

Dahua Argentina
Email: project.ar@dahuatech.com

Dahua Panama
Email: sales.pa@dahuatech.com
Support: support.pa@dahuatech.com

Dahua Thailand
Tel: +66 2541 5188
Email: info.th@dahuatech.com
hr.th@dahuatech.com

Dahua Singapore
Tel: +65 65380952
Email: sales.sg@dahuatech.com

Dahua Turkey
Email: sales.tr@dahuatech.com
support.tr@dahuatech.com

Dahua Malaysia
Tel: +60376620731
Email: sales.my@dahuatech.com

Dahua Indonesia
Email: sales.id@dahuatech.com
support.id@dahuatech.com

Dahua S.Korea
Tel: +82 7081618889
Email: sales.kr@dahuatech.com
support.kr@dahuatech.com

Dahua India
Tel: +91 1244569100
Email: sales.india@dahuatech.com

Dahua Russia
Tel: 8 (499) 682-60-00
Email: info@dahuatech.com

Dahua Kazakhstan
Tel: +7 727 3110838
Email: sales.kz@dahuatech.com

Dahua VISION LLC
Tel:+998 (78) 1488666
E-mail:dh_uzbekistan@dahuatech.com

Dahua UK
Tel: +44(0)1628 613 500
Email: sales.uk@dahuatech.com

Dahua the Netherlands
Tel: +31 (0) 79 799 96 96
Email: sales.benelux@dahuatech.com

Dahua Iberia
Tel: +34 917649862
Email: sales.iberia@dahuatech.com

Dahua Italy
Tel: +39 362182681
Email: sales.italy@dahuatech.com

Dahua Germany
Tel: +49 211 20544121
Email: sales.de@dahuatech.com

Dahua France
+33 1 48 53 70 53
Email: sales.france@dahuatech.com

Dahua CEE & Nordic
Tel: +48 223957400
Email: dh.cen@dahuatech.com

Dahua Poland
Tel: +48 223957400
Email: biuro.pl@dahuatech.com

Dahua SRB
+38 1 (11) 4429999
Email: dh.srb@dahuatech.com

Dahua Denmark
Email: Nordic.ne@dahuatech.com

Dahua Hungary
Tel: +36 17899852
Email: sales.hu@dahuatech.com

Dahua Bulgaria
Tel: +35929950013
Email: support.bg@dahuatech.com

Dahua SRL
Email:marketing.ro@dahuatech.com

Dahua Czech
Tel: +420 225 986 001
Email: admin.cz@dahuatech.com

Dahua S. Africa
Email: sales.za@dahuatech.com

Dahua Australia
Tel: +61 299285200
Email: sales.oc@dahuatech.com

Dahua Middle East
Tel: +971 48815300
Email: sales.me@dahuatech.com
info.me@dahuatech.com

* Design and specifications are subject to change without notice.

VIDEO INTERCOM - 02, Jul. 2019

www.dahuasecurity.com

DAHUA TECHNOLOGY
No.1199 Bin'an Road, Binjiang District, Hangzhou, China. 310053
Tel: +86-571-87688883 Fax: +86-571-87688815
Email: overseas@dahuatech.com
www.dahuasecurity.com

© Dahua Technology, All rights reserved